



gaia
education

Design for Sustainability



Final Report

Programme
name



gaia
ede



Gaia Education
Ecovillage
Design Education
Programme



EDE Final Report: Contents

Course Overview	3
Course Overview (150-300 words):	4
Brief explanation of the background of the organisation, host site. Diversity of participants and facilitators. Main highlights, key success factors and other relevant information that would describe what happened during the EDE. This text will appear at Gaia Education's web site to describe your programme.	4
Participants (50-150 words):	4
(Basic stats including numbers of participants, age range, gender ratio, countries, ethnicities and backgrounds)	4
Course rhythms (50-150 words):	4
A description of the times of daily activities, sessions, free time, social time, interaction with hosts, rest; how many hours in lectures & practical sessions, etc.	4
Highlights & challenges of each dimension	4
Social Dimension (150-250 words)	4
Economic Dimension (150-250 words)	5
Ecological Dimension (150-250 words)	5
Worldview Dimension (150-250 words)	5
Design Dimension (150-200 words)	5
Design Studio Case Studies	6
Lessons Learned (50-300 words)	6
Participant Quotes	6



Course Overview

Course Overview (150-300 words): Brief explanation of the background of the organisation, host site. Diversity of participants and facilitators. Main highlights, key success factors and other relevant information that would describe what happened during the EDE. This text will appear at Gaia Education's web site to describe your programme.

The first **Ecovillage Design Education LIVE Online Programme** turned out to be a great success. Coordinated and facilitated by two experienced EDE trainers: Taisa Mattos and Macaco Tamerice, with well-known guest trainers from the Ecovillage Movement, from 14 different countries, including some of the GEESE, such as: Kosha Joubert, May East, Albert Bates, Daniel Christian Wahl, John Croft, Daniel Greenberg, Ross Jackson, Ina Meyer-Stoll, Achim Ecker, Sarah Queblatin, Anna Kovasna, Andre Soares, and Mugove Nyika. Here you can access their bios: <https://learn.ecovillage.org/course/ecovillage-design-education/lessons/meet-your-facilitators/>. As an online version, the EDE also needed a tech support team to help co- create the interactive sessions using also online tools.

The group was composed of 70 participants from all over the world, from very diverse backgrounds and extreme timezones. People came from California to New Zealand, from rural and urban settings and astonishing islands to a refugee camp in Kenya or a beautiful ecovillage in the Global North, including all GEN regions.





This course was born out of a partnership between Taisa Mattos, representing Conecta Ecosocial and Macaco Tamerice, representing Damanhur Education and Arca Tentyris, and GEN International through the Online Learning Platform.

Highlights:

- The amazing team with an immense expertise
- The extreme diversity of backgrounds and countries was deeply enriching
- The deep sharings and creating a sense of community very fast, even online
- The collective wisdom that emerged was life changing for many
- The high quality of the design group projects
- The Cultural Moments
- More than 300 people registered for the Open Session; 126 participants attended the Ecovillage Introduction with Macaco & Taisa. After the session, almost half of them signed up to join the course.

Key success factors:

- The synergy between the core facilitators
- The engagement of the group
- The good tech support team
- The quality of guest facilitators

We are happy to share with you the [Gratitude circle](#) organised by one of the EDE participants celebrating all of us and our amazing journey.



Participants (50-150 words):

(Basic stats including numbers of participants, age range, gender ratio, countries, ethnicities and backgrounds)

From 70 participants, the oldest one was 72 years old and the youngest one 21. In terms of gender balance there were 46 women and 22 men + 2 others. Coming from: USA, Canada, Great Britain, India, Germany, Brazil, Belgium, Austria, Italy, Sri Lanka, Turkey, Netherlands, South Africa, Philippines, Australia, Hawaii, Chile, Columbia, Switzerland, Bahrain, Indonesia, Romania, Guatemala, New Zealand, France, Mozambique, Kenya- Congo, Malawi, Estonia, Finland, Bermuda.

They had the most diverse backgrounds: Phds, teachers, students and professionals of all kinds including artist and film-maker, engineers, architect, consultant, coach, archaeologist, social workers, managers, graphic designer, marketing, economist, IT, tourism, therapists, people from communities and living in a refugee camp.

Course rhythms (50-150 words):

A description of the times of daily activities, sessions, free time, social time, interaction with hosts, rest; how many hours in lectures & practical sessions, etc

The sessions were held every Saturday and also on the last Sunday of the month. During the week the Design groups met for 2 to 3 hours.

Typically we started with a warm welcome and the overview of the day. Participants usually checked in on the chat. We then introduced the guest trainer, in case we had guest trainers.

The sessions were different, but frequently we had a structure including a formal presentation with slides or videos, time for questions, practical exercises in sub groups, group reflections in the plenary and conversations in breakout groups.



In order to bring a true EDE atmosphere and to open the space for the talents of the participants we also created a cultural moment where participants were invited to sing a song, share a poem, show pictures and videos, share about their work, guide meditations and body activities, play instruments, dance and sing together.

Course Schedule:

ONLINE (LIVE) EDE Schedule			Taisa Mattos & Macaco Tamerice will be present during the entire programme		
from April, 17th to August, 1st, 2021					
SOCIAL DIMENSION			ECONOMIC DIMENSION		
From 17/04/2021 to 15/05/2021			From 12/06/2021 to 27/06/2021		
Sessions	Facilitator	Day	Sessions	Facilitator	Day
Ecovillage Introduction (Open session)	Taisa & Macaco	17.04	Shifting from Global Economy to Sustainability	Ross Jackson	12.06
Creating Community & Embracing Diversity	Taisa & Macaco	24.04	Exploring Community Economies	Anna Kovasna	19.06
Dragon Dreaming: co-creating collaborative projects	John Croft	25.04	Social currencies, community banks & exchange trade systems	Taisa & Macaco	26.06
Communication Skills & Conflict Management	Taisa & Macaco	1.05	Intrapreneurship, Edge Work and Living Systems	May East	27.06
Social & Personal Transformation	Ina Meyer-Stoll	8.05			
Leadership & Participatory Decision Making Processes	Taisa & Macaco	15.05			
ECOLOGICAL DIMENSION			WORLDVIEW DIMENSION		
From 22/05/2021 to 01/08/2021			From 03/07/2021 to 25/07/2021		
Sessions	Facilitator	Day	Sessions	Facilitator	Day
Permaculture Design & Green Building	André Soares	22.05	Holistic Worldview & Reconnection with Nature	Macaco Tamerice	3.07
Renewable Energy: Water management, Waste Management	Achim Ecker	29.05	Transformation of Consciousness - Trauma Work	Kosha Joubert	10.07
Sustainable Agriculture & Food Security	Albert Bates	30.05	Designing Regenerative Cultures	Daniel Wahl	17.07
Climate Change & How Ecovillages are facing EmerGENcies	Sarah Queblatin	5.06	Evolutionary approaches to Education	Daniel Greenberg & Mugove Nyika	24.07
** Extra time for hands-on work at home or community			Ecovillages and the Sustainable Development Goals	Taisa Mattos	25.07
Design Working Groups & Additional Hours			NOTES:		
From 25/04/2021 to 01/08/2021					
Sessions		Day	** The Ecovillage Design Education programme only certifies with 90% of attendance. Please keep it in mind if you are interested in the certificate.		
Design Sessions: ~ 2 hours every week to be decided by the working groups		25.04 to 01.08	** There may be small adjustment the starting time of 2 sessions as guest facilitators are based in very different time zones		
Design Group Presentations + Feedback & Closing Sessions		31.07 & 01.08	*You may need additional time to review materials, check references, for reflections and evaluation		

Highlights & challenges of each dimension

Social Dimension (150-250 words)

What happened in this dimension? What were the highlights? What subjects were covered? 1-2 participant quotes from the Gaia Education Evaluations or other sources. A sentence on each core faculty/facilitator. Include 2-3 pictures.

Social Dimension

During the Social Dimension we learned about group building and how to embrace different perspectives in order to co-create thriving communities and to develop win-win-win projects.



We have explored together key social topics, such as communication skills, facilitation skills, shared leadership, participatory decision making processes and the importance of having clear group agreements and procedures (especially around conflict management and how to take decisions together).

Topics and trainers:

Creating Community & Embracing Diversity - Macaco Tamerice and Taisa Mattos

Dragon Dreaming: co-creating collaborative projects - John Croft (was included in the social dimension to support the Design Groups but in fact it is a design session)

Communication Skills & Conflict Management - Macaco Tamerice and Taisa Mattos

Social and personal transformation - Ina Meyer-Stoll

Leadership & Decision-Making - Macaco Tamerice and Taisa Mattos

Highlights: Taisa and Macaco facilitating together. Very much aligned; creating unexpectedly a strong, big and diverse group very fast despite all the challenges (virtual environment and time zone differences); being able to go deep without in person contact; interactive sessions. Participants not willing to leave the sessions at the end.

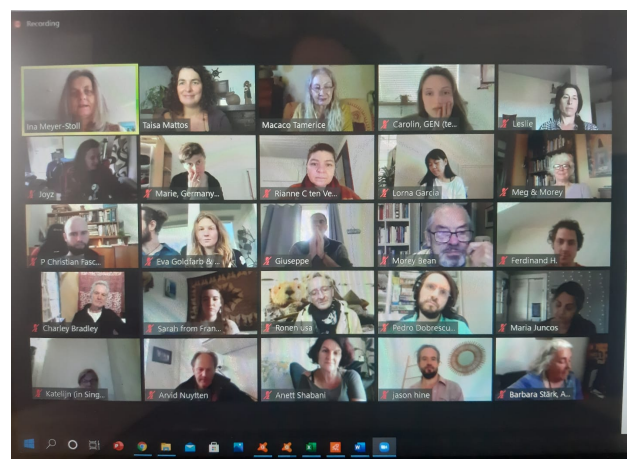
Participant Quotes:

“Feeling overwhelmed with admiration and respect for everyone in the EDE Team. The collective wisdom is truly incredible. Macaco and Taisa have completely exceeded my expectations as they are wonderful facilitators and great teachers, possibly the best teachers I have ever encountered. The course structure is perfect! Everything about the course is just perfect, its quite amazing what we can do online. (Khalil)

“One of my favorite online courses so far and I feel as if we’re truly in the same room with our facilitators at times..... even though we are so far from one another spread across the world.” (Ona)

“Excellent teamwork between the facilitators and the tech team, very much on purpose. Excellent lineup of guest speakers with enriching insights”. (Marilyn)

Pictures:





Ecological Dimension (150-250 words)

What happened in this dimension? What were the highlights? What topics were covered? What practical activities were performed? 2-3 participant quotes from the Gaia Education Evaluations or other sources. A sentence on each core faculty/facilitator. Any other information that you consider relevant. Include 2-3 pictures.

Our Ecological dimension had 4 guest trainers bringing a huge amount of expertise and examples in the key areas. We had planned hands-on activities for this session at the people's places. As the group was so diverse with many different situations linked to the Covid restrictions we could not require them to do the hands-on activities as planned. This time was dedicated to the Design Groups. The group was very interested in all the sessions and the awareness about the necessity to intervene in environmental issues came out clearly.

All the trainers are experienced permaculturists and came from all 4 regions. As the participants also came from all over it was easy for them to connect to the topics.

Topics and trainers:

Permaculture Design & Green Building - André Soares

Renewable Energy; Water management, Waste Management - Achim Ecker

Sustainable Agriculture & Food Security - Albert Bates

Climate Change & How Ecovillages are facing EmerGENcies - Sarah Queblatin

Highlights:

The competency, knowledge and diversity of the guest- facilitators creating a beautiful mosaic of experiences. It was crucial to include a session about climate change , deep adaptation and emergencies, also because we had participants living in difficult environments like a refugee camp.

Participant Quotes:

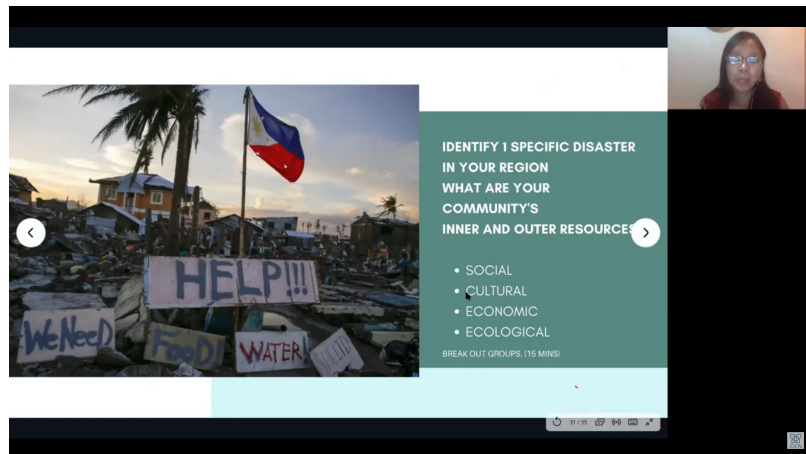
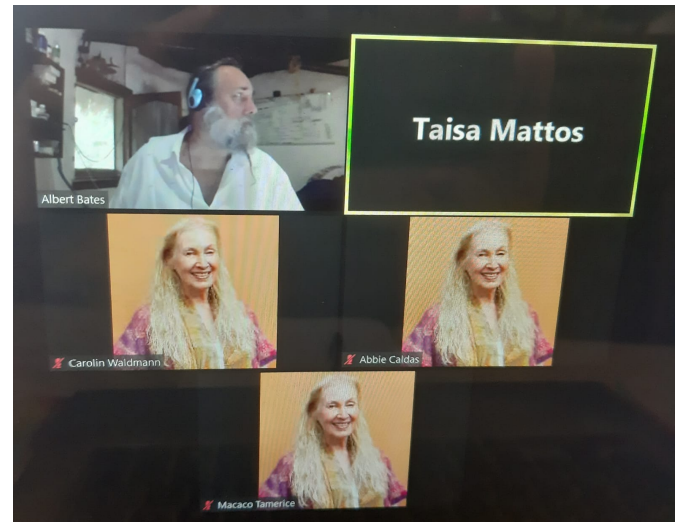
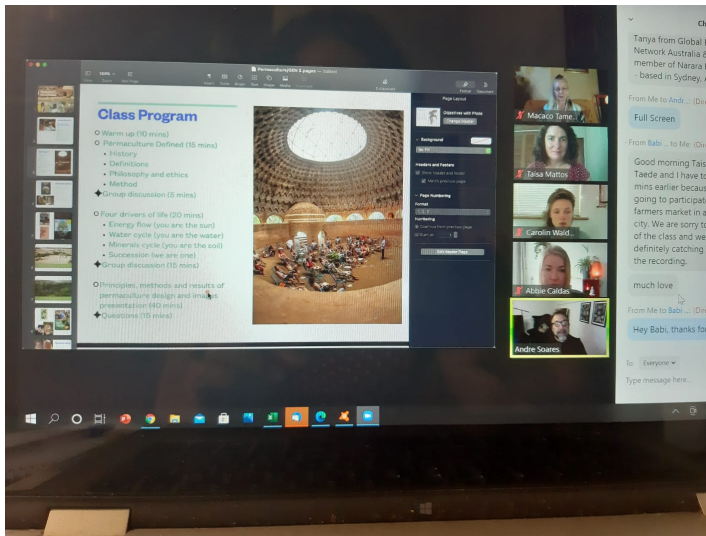
Loved the international team and the cultural richness this brings to thinking. (EDE participant)

Their commitment to educate and inspire us during the workshop is immense and the amount of dedication is an inspiration for others. Good example for blended learning in challenge times. (EDE participant)

All wonderful inspiring people with so much knowledge to share. (EDE participant)

I am deeply impressed by the enormous knowledge and experience of all of this EDEs presenters. We could not have asked for a better collection of educators. (EDE participant)

Pictures:





Economic Dimension (150-250 words)

What happened in this dimension? What were the highlights? What topics were covered? What practical activities were performed? 2-3 participant quotes from the Gaia Education Evaluations or other sources. A sentence on each core faculty/facilitator. Any other information that you consider relevant.

This dimension was an eye-opener for many which left the participants with many reflections in regard to reality and that we really need to redesign our economic system. Money is a very hot topic. It was interesting to explore how communities are already doing it and how they are on the forefront and a laboratory for the future. Looking at the unsustainability of the current system and hearing inspiring examples on how to do it differently opened spirals of light and hope.

Topics and trainers:

Shifting from Global Economy to Sustainability - Ross Jackson

Exploring Community Economies - Anna Kovašna

Social Currencies, community banks and exchange trade systems - Macaco Tamerice and Taisa Mattos

Intrapreneurship, Edge Work and Living Systems - May East

Highlights:

A new perspective and the awareness on economy and money.

The research on economic models in ecovillages including income sharing and complementary currencies.

Exploring the meaning of Edge Work in regard to Economy

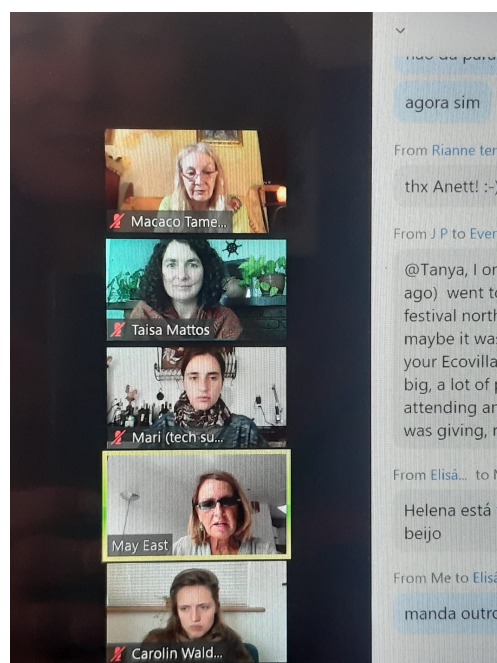
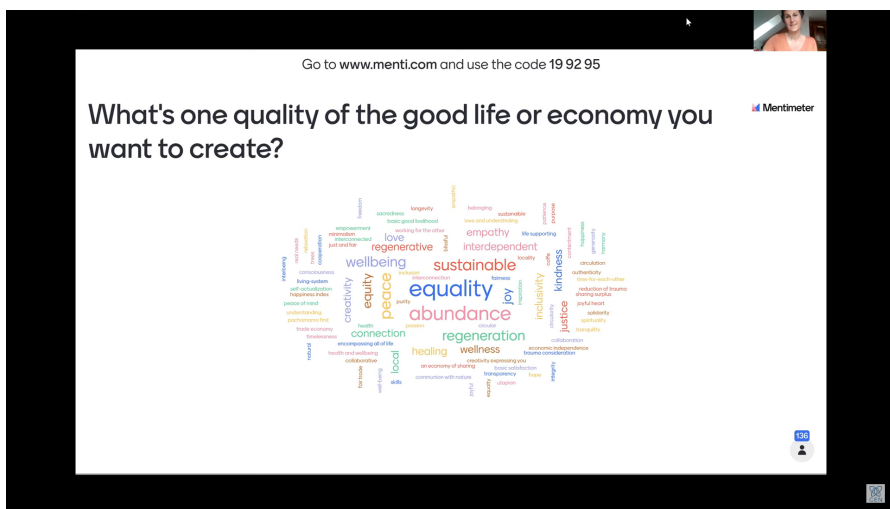
Participant Quotes:

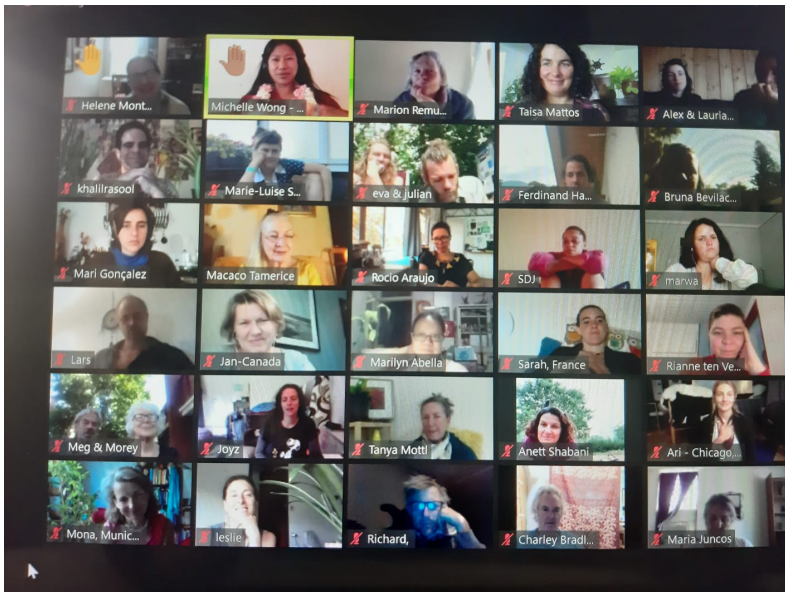
This particular section provided the place for the most self reflection for me-my relationship to money, what kind of a life I want to live moving forward, what I can share with my own children to try and help them with a smoother move towards a more authentic life rather than chasing the fantasy-the american dream...

I really appreciate the content of the sessions delivered by credible and very passionate experts in their respective fields. I'm sure that the planning, thinking process, collaboration, and efficient execution of every session is due to the teamwork and the strong relationships among the team members. Thank you very much for all you do.

I feel that all the resource/guest speakers and EDE facilitators were very competent and knowledgeable on the topics they are facilitating.

Pictures:





Worldview Dimension (150-250 words)

What happened in this dimension? What were the highlights? What topics were covered? What practical activities were performed? 2-3 participant quotes from the Gaia Education Evaluations or other sources. A sentence on each core faculty/facilitator. Any other information that you consider relevant.

In terms of practical activities we did many meditations and during the session about reconnecting to nature the participants were invited to go out into nature or connect to the nature they had in their places. The sessions about education gave a valuable framework and many examples of cutting edge education towards regeneration.

Topics and Trainers:

Holistic Worldview & Reconnection with Nature - Macaco Tamerice

Transformation of Consciousness and Trauma Work - Kosha Joubert

Designing Regenerative Cultures - Daniel Christian Wahl

Evolutionary Approaches to Education - Daniel Greenberg and Mugove Nyika



Ecovillages and the Sustainable Development Goals - Taisa Mattos

Highlights:

A highlight was the session about reconnecting to nature which allowed the participants to deeply get in touch with themselves and experience nature through their senses. Talking about trauma was a very actual theme and it opened the space for deep sharing. The power of education and how key it is to the ecovillage movement allowed new insights. The session on the SDGs showed how they are being implemented naturally on a community level and helped the students understand what to do to contribute. The amazing team of trainers was an important highlight.

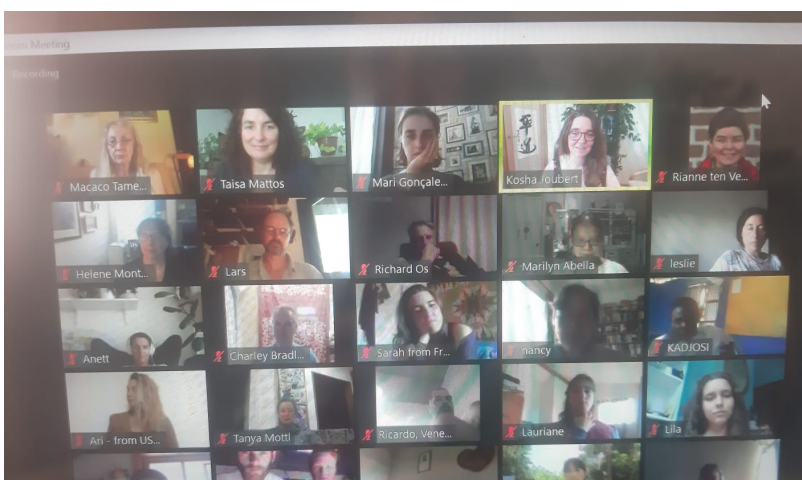
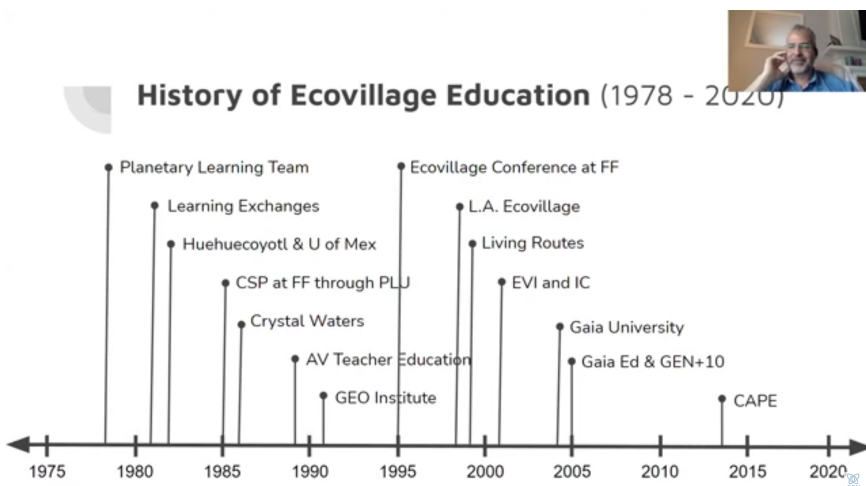
Participant Quotes:

I am deeply impressed by the enormous knowledge and experience of all of this EDEs presenters. We could not have asked for a better collection of educators. (Jan)

These teachings should be integrated in every school! (EDE Participant)

Spectacular! This dimension was very special - diversity of speakers and shared knowledge was outstanding (Khalil)

Pictures:





Design Dimension (150-200 words)

What happened in this dimension? What were the highlights? What topics were covered? what practical activities were performed? 2-3 participant quotes from the Gaia Education Evaluations or other sources. A sentence on each core faculty/facilitator. Any other information that you consider relevant.

We had two really important design approaches: Dragon Dreaming and Permaculture Design. It was very complex to set up the Design groups and get them running with so many people from such different backgrounds and timezone, personalities, experiences online. We also used online tools like Miro in order to be able to create thematic groups and help everybody to find their best place.

Compared to face to face programs it took the groups longer to get running. Some groups got stuck because of processes and conflicts and our intervention was crucial to overcome the challenges. As soon as the groups were aligned everything went really well with an amazing outcome.

Highlights:

To have John Croft in person to teach about Dragon Dreaming and starting the process of creating the Design groups.

The Design group Presentations and very high quality projects, of which most will continue in the future beyond the end of the course.

The learning around co-creating a project together with such a diverse group.

Participant Quotes:

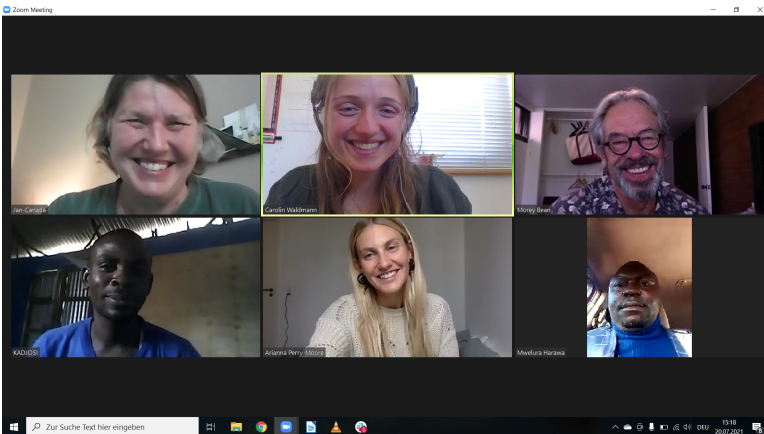
How we learned from each other, how we improved as a group as the project progressed. How we learned to manage conflict and decision-making better. How some of the individuals of the group learned to be more humble.(EDE Participant)

To learn from each other's life in such different places and life realities. Feeling welcome, accepted and not judged. Researching and learning a lot in the course of the design group. (EDE Participant)

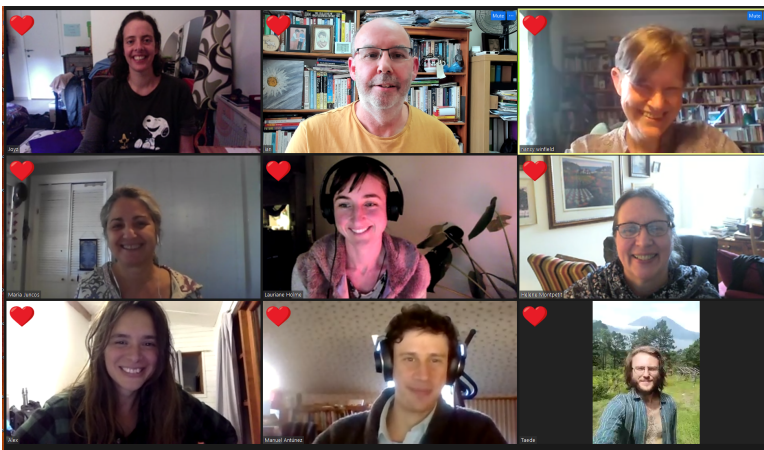
Pictures:

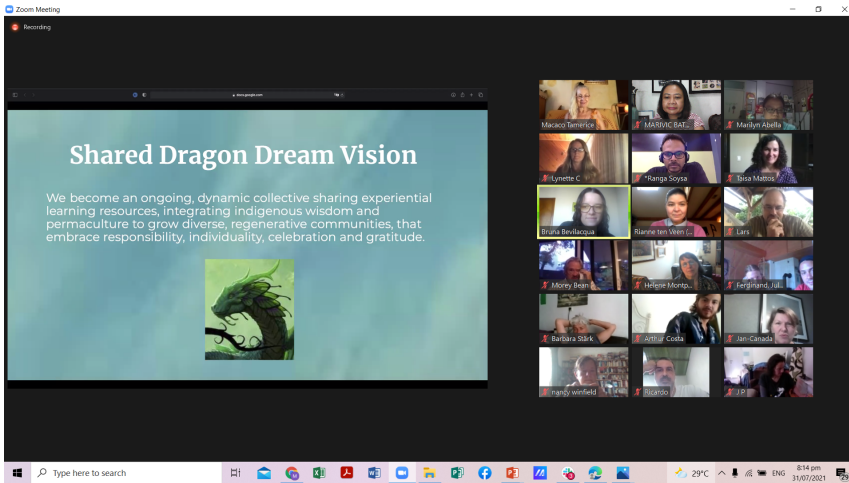


Livelihood design group



Regenerative Transition design group





EDGEcation design group

Course challenges

In terms of overall course challenges we can mention the time zone differences and the adaptation to the virtual environment.

The groups needed more time than expected to connect and to develop their projects

The hands on activities planned during the ecological dimension did not work

Design Studio Case Studies

Brief description of the case studies developed during the programme if applicable.

- **Regenerative Transition design group** - The objective/outcome of our group is an online role playing game that makes people acquainted with the principles of ecovillages & regeneration. It also gives a realistic approach on how to make a transition from a more individual centered lifestyle to living in community.

Group Members: Alex Smith, Hélène Montpetit, Ian Sandham, Joyce Peters, Lauriane Holme, Manuel Antúnez, Maria Juncos, Nancy Winfield, Taede Crabbe.



■ Regen Transition Design Presentation.pdf

- **The Livelihood group** were following the quest for true livelihood and on this quest we were co-writing a book with stories, interviews and explorations into the heart of livelihood.
■ The Quest for True Livelihood - EDE Livelihood Final Project.pdf

Group members: Mwelura, Kadjosi, Jan, Morey, Arianna and Carolin.

- **Spores & Seeds group** - the synthesis is as follows: Fostering connections for a regenerative transition - Designing online tools for orchestrating eco-communities' networking.

Group members: Richard, Alana, Sarah, Tanya, Melodi, Elisangela (Lica), Marion, Marwa, Susana, Mona, Myztery.

■ Seeds&Spores.pdf

- **Ecological Regeneration Design Group**

Project: We look for wisdom and knowledge among regenerative cultures like indigenous people and peasants to create a *Fieldguide for Human and Ecosystem reGENERation*.

Aim: The aim of the fieldguide is to make the skills of ecosystem regeneration easily accessible for many and through this to enhance the capacity of people and increase regenerative practices worldwide.

Group members: Anett Shabani, Arthur Costa, Jason Hine, Lisalena Sahj, Michelle Wong, Ricardo Palomino, Babi Montenegro, Andres Munoz, Laura Wennekes, Lars Veraart

<https://drive.google.com/file/d/1fST4UpWtw257fYI7Vnb7Yls5QWNf1Jn6/view?usp=sharing>

- **EDGEcation group:**

While exploring our own learning processes during the EDE, our ongoing EDGEcation design group began developing a new approach to holistic, experiential learning, that will help young people, their teachers, and their communities become EDGE workers in the transition to a more regenerative world. A website was created to provide background information and resources for future EDGEcators, and already we are opening to other EDE students joining our collective...starting small, while thinking big!

Group members: Marivic Bathan, Marilyn Abella, Marie-Luise Scharf, Soile Koskinen, Ranga Soysa, Meg Walker, Lynette Correy, Leslie Rabinowitz, Bruna Bevilacqua, Rianne C ten Veen

<https://drive.google.com/file/d/1ZSpIK4J53MwJUAK1VnY59QBawxqFCK4b/view?usp=sharing>

- Safe Sacred Havens design group



<https://docs.google.com/presentation/d/1Kon7quY9-jrhQygWyMpzKp5yMcuWXdec/edit?usp=sharing&ouid=108021614618963700202&rtpof=true&cd=true>

- **EcorEVOLution**

EcorEVOLution

Our Intention is to ignite the Eco-Revolution through the creation of homes around the world - a web of ecovillage residents that *engage* through one common BlockChain economic system, the principles of GEN, and the Permaculture principles.

A network of ecovillages that each produce products and services that are traded within the network (hemp, flour, bio-plastics, kelp, geopuncture, regional healthcare, eco-tourism, science-hubs & eco-museums).

We hold a common dream that 7 generations into the future this system is working independently of any of the systems we currently have in place.



Group members: Rocio, Lorna, Christian, Pedro, Ferdinand, Eva, Khalil, Julian

<https://drive.google.com/drive/folders/12cn152j1A2yKrPYmBvWdfVY6HDq4Kmlj?usp=sharing>

Lessons Learned (50-300 words)

What could help future EDE's from your experience? What were your biggest learnings? If a recertified EDE, also list & respond to lessons learnt from your previous EDE. Describe your EDE in terms of the know-how and learning obtained, the stories and inspiration that happen to the participants and the organisers during the EDE or a good summary of a project or activity carried out during the program. Take into consideration that this will be circulated among the Gaia Education community, so they wish to learn, get inspired and be empowered by your program and your participant's experiences. (200 - 400 words). Include 1 or 2 pictures.

We learned that it is possible to create a real global community despite the virtual environment and diverse backgrounds and living situations. Yet it was possible to create a deep connection between the people, that also led to support groups that will go on after the course. We were able to raise some funds to support the participation of disadvantaged people, like someone from a refugee camp and someone working with HIV infected women in Malawi.

- Our flexibility and willingness to find solutions for each person in economic difficulties who really wanted to participate helped creating this amazing group;
- A very experienced team is necessary in order to hold the field and keep the engagement over 4 months during an online course;
- A diversity of trainers was crucial to add different perspectives and global examples;
- The group had very different abilities in regard to online tools and technology that need to be considered. While some participants were very familiar with online tools others were calling from mobiles or had poor connection so we had to find the right balance. In the end, we all learned together;
- It was totally different to facilitate online compared to face-to-face programs, so we had to be very creative and adaptable. There is a huge difference in terms of rhythm and timing in face-to-face and online teaching. Thanks to our super experienced team we were able to create a fertile and inspiring learning environment;



- It was difficult to do hands-on experiences in Ecology because of the diverse living conditions as well as the restrictions linked to the Covid crisis. During the process we decided to give up doing some hands-on activities planned during the ecological dimension and added more time for the design group work;
- The online programme allowed people who would not have been able to join an EDE in person to participate because of many different reasons: low economy, because there are no EDE's in their countries, impossibility to travel etc.
- Running the course during the weekends allowed more people to participate.

Re-designs:

We had one session that was both an introduction to Permaculture as well as Green Building and in the next EDE we want to separate these two sessions.

We want to expand around the power of consumption and social entrepreneurship in economy.

Course Outcomes:

Most of the above projects will continue after the course and be implemented. The strongest outcome is the project to help create and support the start of an ecovillage in the Kakuma refugee camp in Kenya. Many participants were really touched by the situation of one of the participants from the camp and they are working on it.

The Online EDE was a great success and truly inspiring and experiential learning journey despite the virtual environment. It showed clearly that it is possible to create a deeply sharing community also online.

[Key trends from the Gaia Education Survey Monkey evaluations, using words and charts if possible.](#)

[Summary of projects/activities participants intend to engage in, inspired by their attendance in the course \(50 - 150 words\):](#)

[Concise financial information showing income/expenditure.](#)

Budget Report				GBP
Gaia Education Certification				200
Facilitation				9000



Trainers				5000
Project Management				8000
Online Platform, Registrations & Payments (GEN)				16600
Promotional Materials				2000
Zoom Account				150
Tech Support /Assistant				2100
Taxes & Fees				1500
				44550

Participant Quotes

Send 3-4 participant quotes from the Gaia Education Evaluations or other sources, please include names and photos (send the photos as separate .jpeg files and properly captioned/named) – please make sure that the people in the photos have given their permission to be included.

Overall quotes:

- *The EDE leadership team has been great! You are real leaders! :-)*We have a lot to learn from you! Thanks for the experience! (Maria)
- *I want to thank Macaco, Taisa, Abbie, Carolin and Mari for their dynamic and reliable work. Every session was rich with information, insight, inspiration. Every question was answered, every technical problem resolved. You managed to create community in a completely different way and because you dared to try, many of us feel more connected to ourselves, each other and the web of life on our beautiful planet. I am grateful that you opened up the Slack channel so we could stay connected. Parting will be sweet sorrow. (Anonymous - EDE participant)*
- *Thank you all who made this experience possible! Keep doing it please as this way so many more people can participate in an EDE than if it were in person. Even if I personally would love an in-person course, but it would not have been so wonderfully diverse. (Anett)*

