

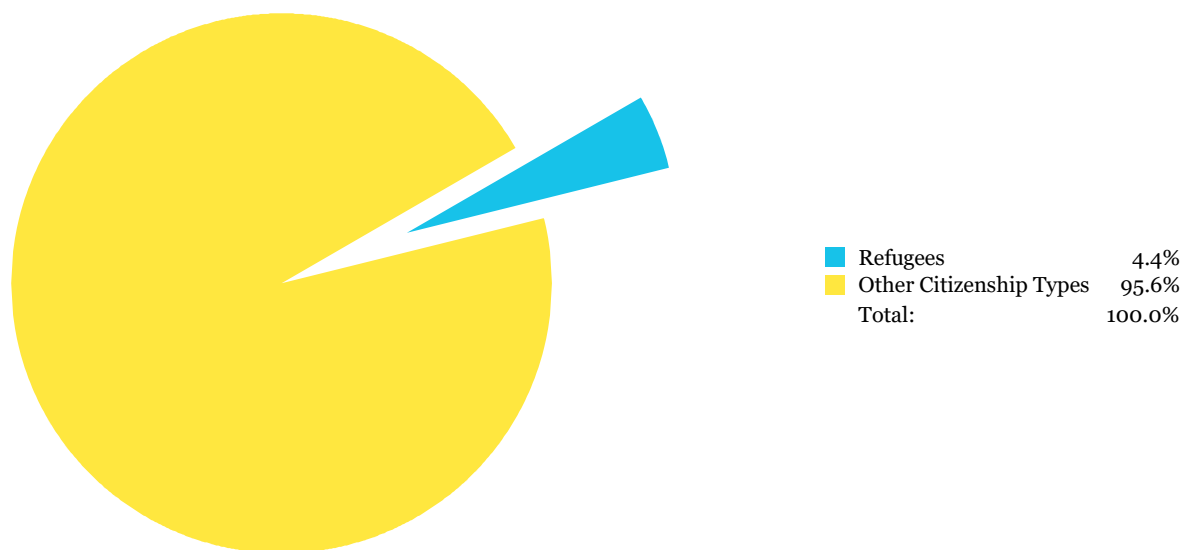
## Refugees

In this report, clients with the following Citizenship Statuses are considered Refugees: **Refugee, Refugee Claimant**

Showing clients who received services from **Drop-in Centre, Family Shelter, Front Street Transitional Housing, Grand Outreach Services, Grandview, Main Shelter, Main Shelter Housing Agency, VAW/DV Shelter, Youth Shelter**

Between January 01, 2020 and December 31, 2024

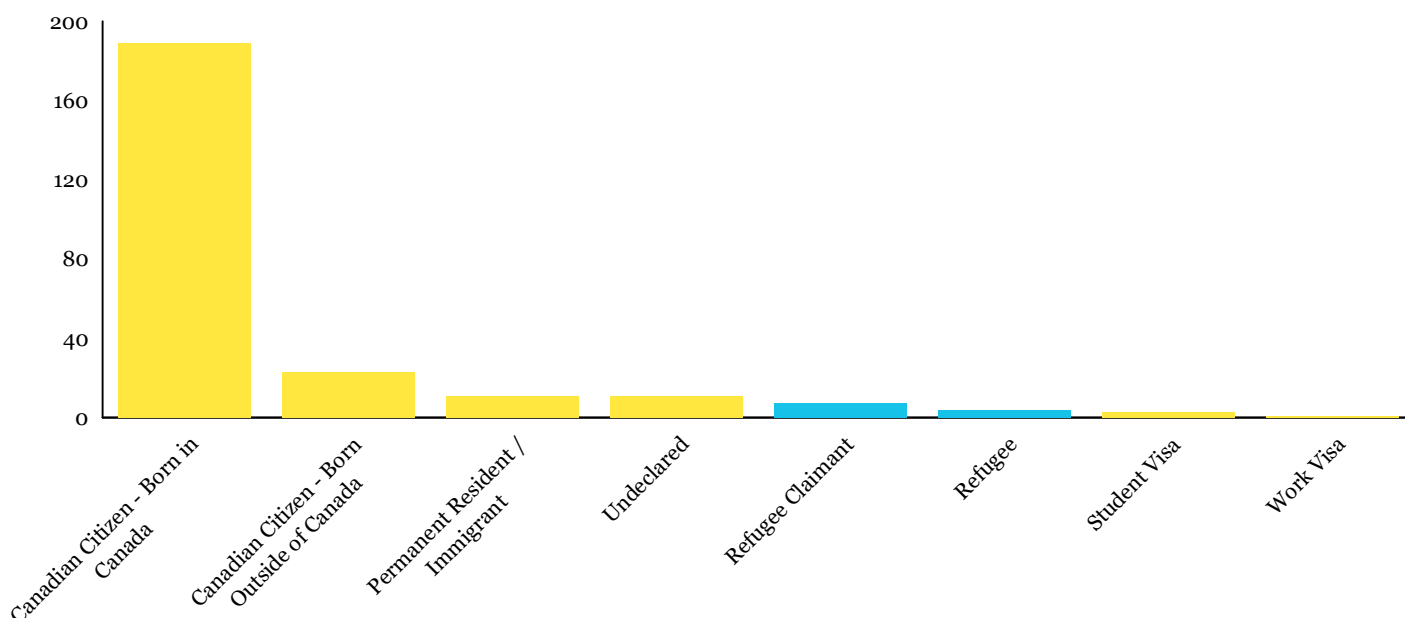
	Total	
<b>Refugees</b>	<b>11</b>	<b>4.4%</b>
Other Citizenship Types	238	95.6%
<b>Total</b>	<b>249</b>	<b>100.0%</b>



## Refugees

In this report, clients with the following Citizenship Statuses are considered Refugees: **Refugee**, **Refugee Claimant**

### Citizenship Status

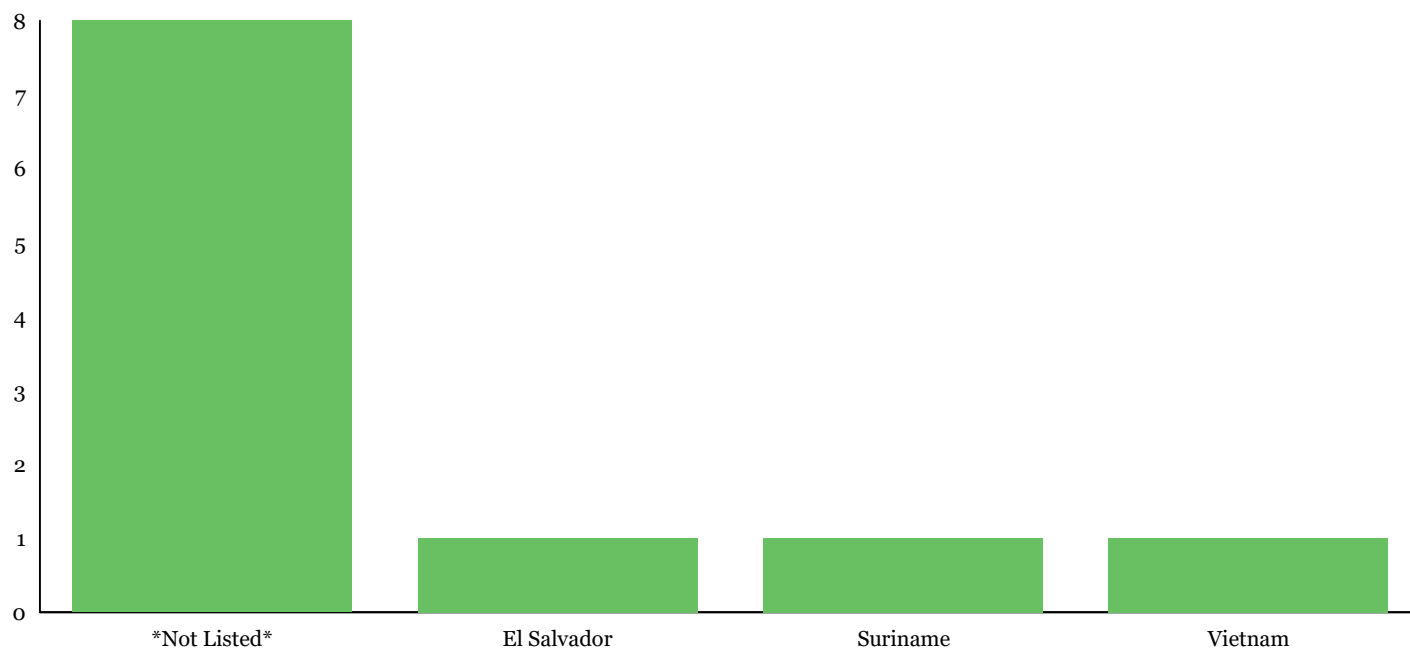


		Total	
Refugees	Refugee	4	1.6%
	Refugee Claimant	7	2.8%
	<b>Subtotal</b>	<b>11</b>	<b>4.4%</b>
Other Citizenship Types	Canadian Citizen - Born in Canada	189	75.9%
	Canadian Citizen - Born Outside of Canada	23	9.2%
	Permanent Resident / Immigrant	11	4.4%
	Student Visa	3	1.2%
	Undeclared	11	4.4%
	Work Visa	1	0.4%
	<b>Subtotal</b>	<b>238</b>	<b>95.6%</b>
<b>Total</b>		<b>249</b>	<b>100.0%</b>

## Refugees

In this report, clients with the following Citizenship Statuses are considered Refugees: **Refugee**, **Refugee Claimant**

### Country of Birth



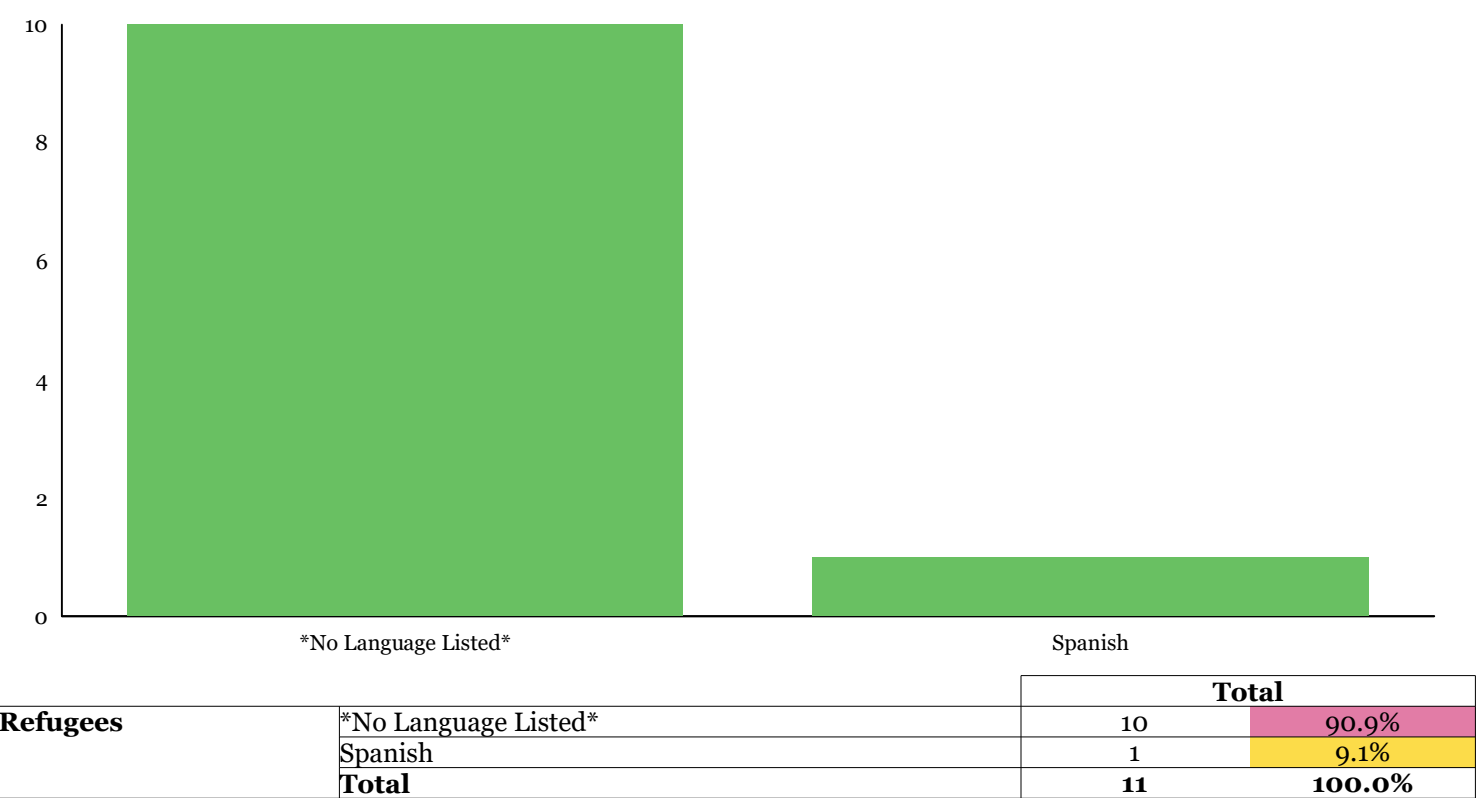
		Total	
Refugees	*Not Listed*	8	72.7%
	El Salvador	1	9.1%
	Suriname	1	9.1%
	Vietnam	1	9.1%
	Total	11	100.0%



## Refugees

In this report, clients with the following Citizenship Statuses are considered Refugees: **Refugee**, **Refugee Claimant**

### Languages

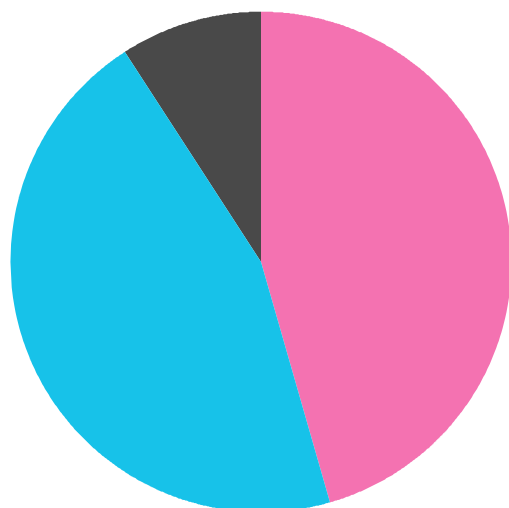




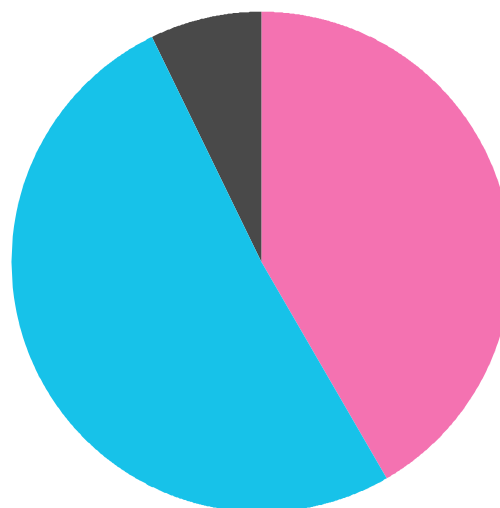
## Refugees

In this report, clients with the following Citizenship Statuses are considered Refugees: **Refugee**, **Refugee Claimant**

Gender



**Refugees**



**Other Citizenship Types**

Female Male Others

	Refugees		Other Citizenship Types	
Female	5	45.5%	99	41.6%
Male	5	45.5%	122	51.3%
Others	1	9.1%	17	7.1%
<b>Total</b>	<b>11</b>	<b>100.0%</b>	<b>238</b>	<b>100.0%</b>



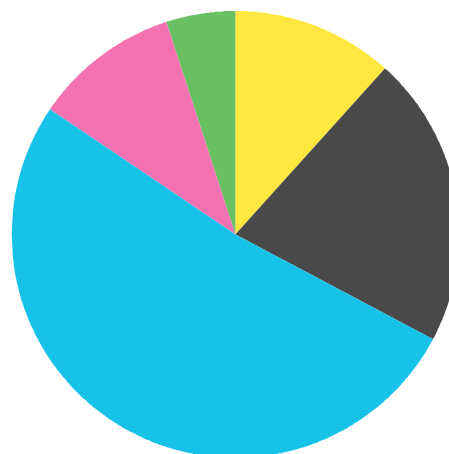
## Refugees

In this report, clients with the following Citizenship Statuses are considered Refugees: **Refugee**, **Refugee Claimant**

Age



**Refugees**



**Other Citizenship Types**

00-15 16-24 25-49 50-64 65+

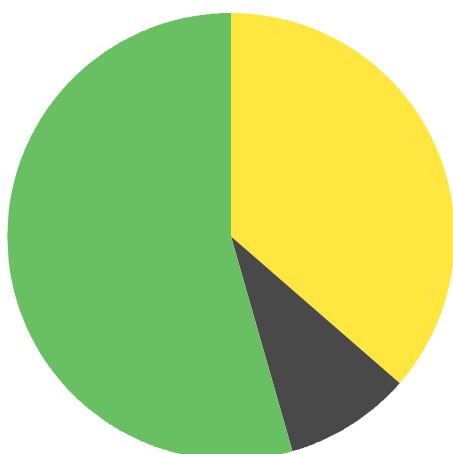
	Refugees		Other Citizenship Types	
00-15	2	18.2%	28	11.8%
16-24	1	9.1%	50	21.0%
25-49	7	63.6%	123	51.7%
50-64	1	9.1%	25	10.5%
65+	0	0.0%	12	5.0%
<b>Total</b>	<b>11</b>	<b>100.0%</b>	<b>238</b>	<b>100.0%</b>

		Refugees	Other Citizenship Types
<b>Age</b>	<b>Average Age</b>	33.5	34.0
	<b>Median Age</b>	40.0	32.0

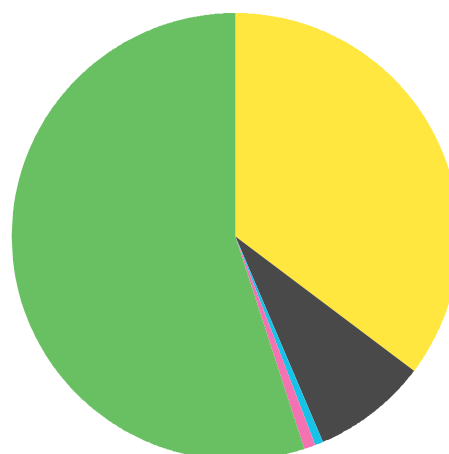
## Refugees

In this report, clients with the following Citizenship Statuses are considered Refugees: **Refugee**, **Refugee Claimant**

### Housing Status



**Refugees**



**Other Citizenship Types**

Homeless

Housed

Public Institution

Transitional

Unknown

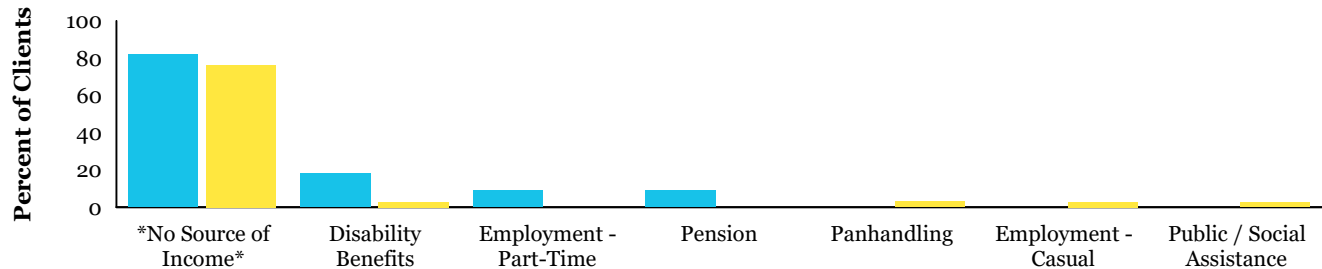
	Refugees		Other Citizenship Types	
Homeless	4	36.4%	84	35.3%
Housed	1	9.1%	20	8.4%
Public Institution	0	0.0%	1	0.4%
Transitional	0	0.0%	2	0.8%
Unknown	6	54.5%	131	55.0%
<b>Total</b>	<b>11</b>	<b>100.0%</b>	<b>238</b>	<b>100.0%</b>

## Refugees

In this report, clients with the following Citizenship Statuses are considered Refugees: **Refugee, Refugee Claimant**

### Sources of Income

Only Top Sources of Income Displayed



■ Refugees ■ Other Citizenship Types

	Refugees		Other Citizenship Types	
*No Source of Income*	9	81.8%	182	76.5%
Aboriginal Band Council	0	0.0%	2	0.8%
Canada Pension Plan (CPP)	0	0.0%	2	0.8%
Child Support	0	0.0%	1	0.4%
Child Tax Benefits	0	0.0%	2	0.8%
Disability Benefits	2	18.2%	7	2.9%
Emergency Housing Funding	0	0.0%	1	0.4%
Employment - Casual	0	0.0%	7	2.9%
Employment - Full-Time	0	0.0%	1	0.4%
Employment - Part-Time	1	9.1%	2	0.8%
Employment Benefits / Insurance (EI)	0	0.0%	3	1.3%
Employment Wage / Salary	0	0.0%	1	0.4%
Family and Friends	0	0.0%	3	1.3%
Old Age Security	0	0.0%	1	0.4%
Panhandling	0	0.0%	8	3.4%
Partner Support	0	0.0%	1	0.4%
Pension	1	9.1%	0	0.0%
Provincial Social Assistance	0	0.0%	3	1.3%
Public / Social Assistance	0	0.0%	6	2.5%
Self-Employment	0	0.0%	2	0.8%
Veterans Affairs Canada Disability Pension	0	0.0%	2	0.8%





## Refugees

In this report, clients with the following Citizenship Statuses are considered Refugees: **Refugee**, **Refugee Claimant**

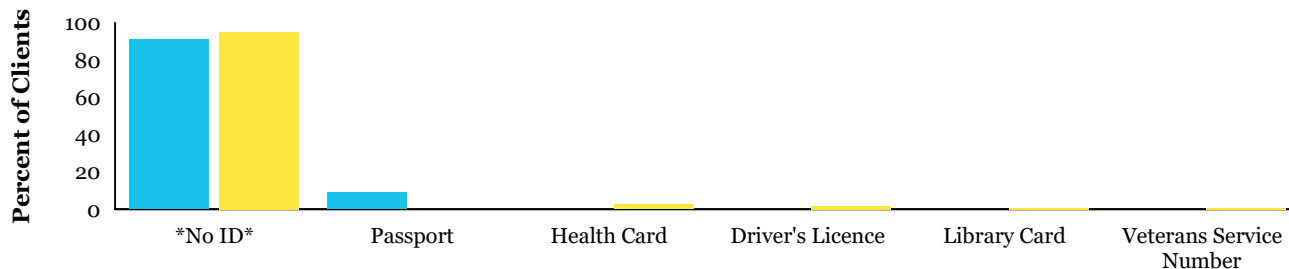
	Refugees		Other Citizenship Types	
Veterans Affairs Canada Financial Benefit	0	0.0%	4	1.7%
War Veterans Allowance/Veterans Benefits	0	0.0%	3	1.3%
<b>Total</b>	<b>11</b>	<b>100.0%</b>	<b>238</b>	<b>100.0%</b>

## Refugees

In this report, clients with the following Citizenship Statuses are considered Refugees: **Refugee**, **Refugee Claimant**

### Identification

Only Top Forms of Identification Displayed



■ Refugees ■ Other Citizenship Types

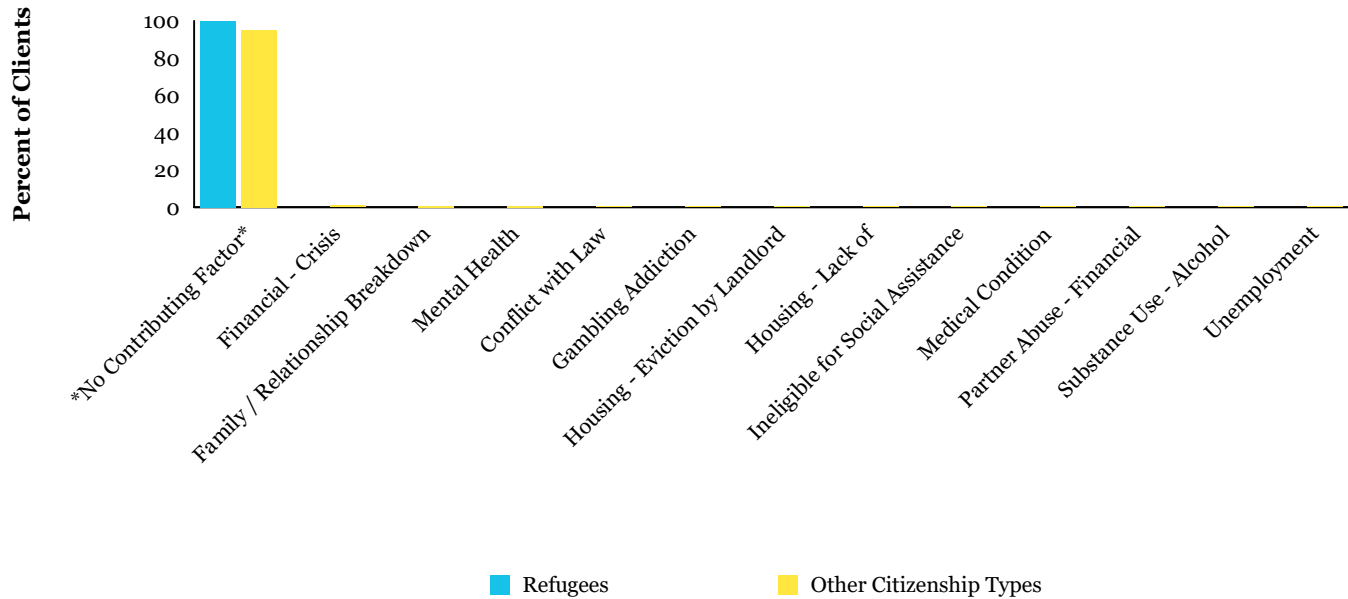
	Refugees		Other Citizenship Types	
*No ID*	10	90.9%	226	95.0%
Birth Certificate	0	0.0%	1	0.4%
Driver's Licence	0	0.0%	4	1.7%
Health Card	0	0.0%	6	2.5%
Library Card	0	0.0%	2	0.8%
Passport	1	9.1%	0	0.0%
Public Transit ID	0	0.0%	1	0.4%
Social Insurance Number	0	0.0%	1	0.4%
Veterans Service Number	0	0.0%	2	0.8%
<b>Total</b>	<b>11</b>	<b>100.0%</b>	<b>238</b>	<b>100.0%</b>

## Refugees

In this report, clients with the following Citizenship Statuses are considered Refugees: **Refugee, Refugee Claimant**

### Contributing Factors

Only Top Contributing Factors Displayed

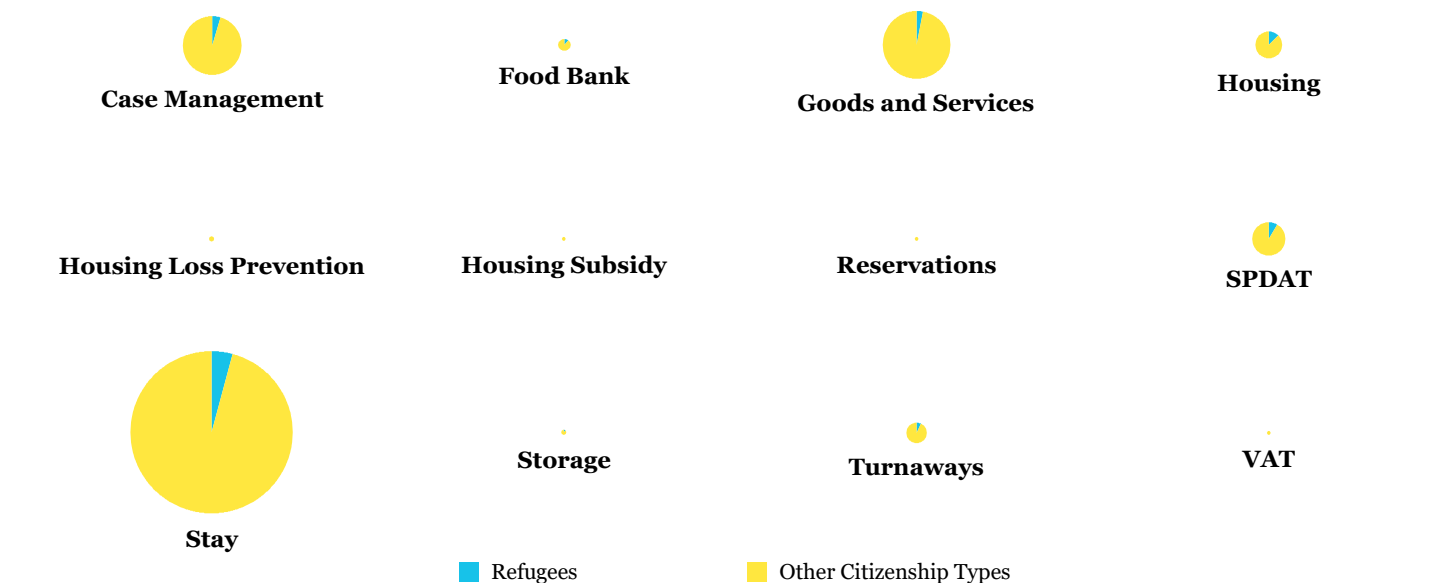


	Refugees		Other Citizenship Types	
*No Contributing Factor*	11	100.0%	226	95.0%
Conflict with Law	0	0.0%	1	0.4%
Family / Relationship Breakdown	0	0.0%	2	0.8%
Financial - Crisis	0	0.0%	3	1.3%
Gambling Addiction	0	0.0%	1	0.4%
Housing - Eviction by Landlord	0	0.0%	1	0.4%
Housing - Lack of	0	0.0%	1	0.4%
Ineligible for Social Assistance	0	0.0%	1	0.4%
Medical Condition	0	0.0%	1	0.4%
Mental Health	0	0.0%	2	0.8%
Partner Abuse - Financial	0	0.0%	1	0.4%
Substance Use - Alcohol	0	0.0%	1	0.4%
Unemployment	0	0.0%	1	0.4%
<b>Total</b>	<b>11</b>	<b>100.0%</b>	<b>238</b>	<b>100.0%</b>

## Refugees

In this report, clients with the following Citizenship Statuses are considered Refugees: **Refugee, Refugee Claimant**

### Total Clients Served, by Service Type

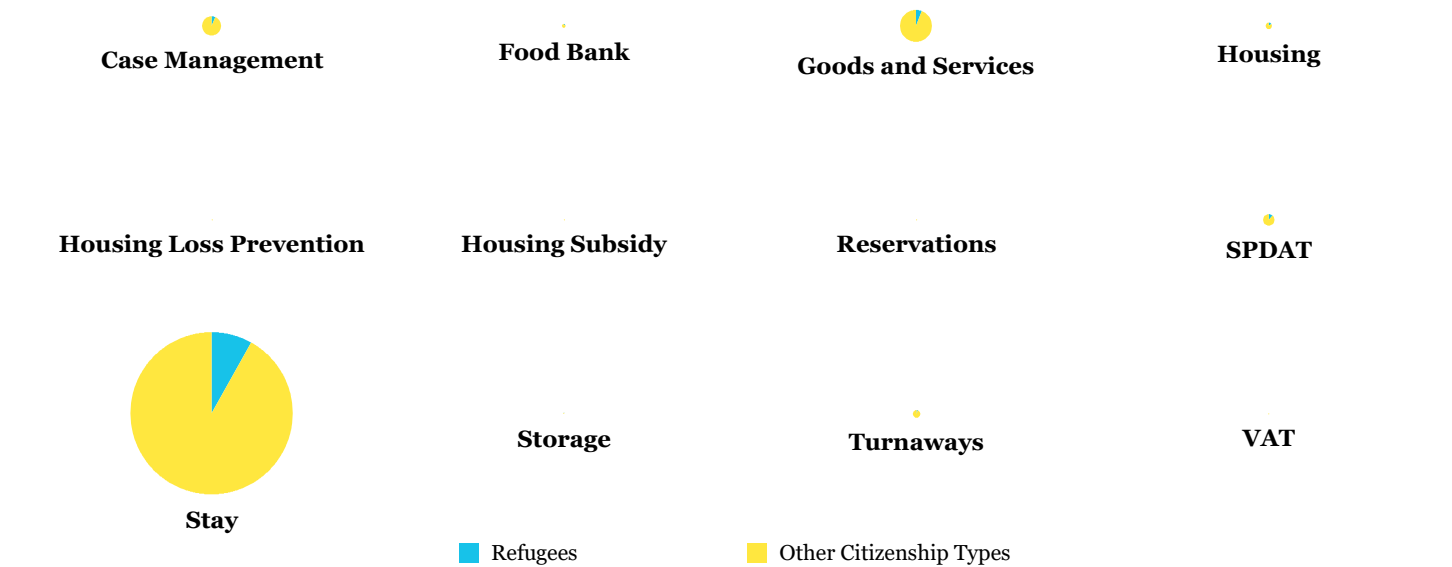


	Refugees		Other Citizenship Types	
Case Management	4	4.8%	80	95.2%
Food Bank	2	11.1%	16	88.9%
Goods and Services	3	3.1%	94	96.9%
Housing	5	12.8%	34	87.2%
Housing Loss Prevention	0	0.0%	8	100.0%
Housing Subsidy	0	0.0%	6	100.0%
Reservations	0	0.0%	6	100.0%
SPDAT	4	8.5%	43	91.5%
Stay	10	4.3%	223	95.7%
Storage	1	12.5%	7	87.5%
Turnaways	2	6.9%	27	93.1%
VAT	0	0.0%	6	100.0%
<b>Total</b>	<b>11</b>	<b>4.4%</b>	<b>238</b>	<b>95.6%</b>

## Refugees

In this report, clients with the following Citizenship Statuses are considered Refugees: **Refugee**, **Refugee Claimant**

### Total Services Provided, by Service Type

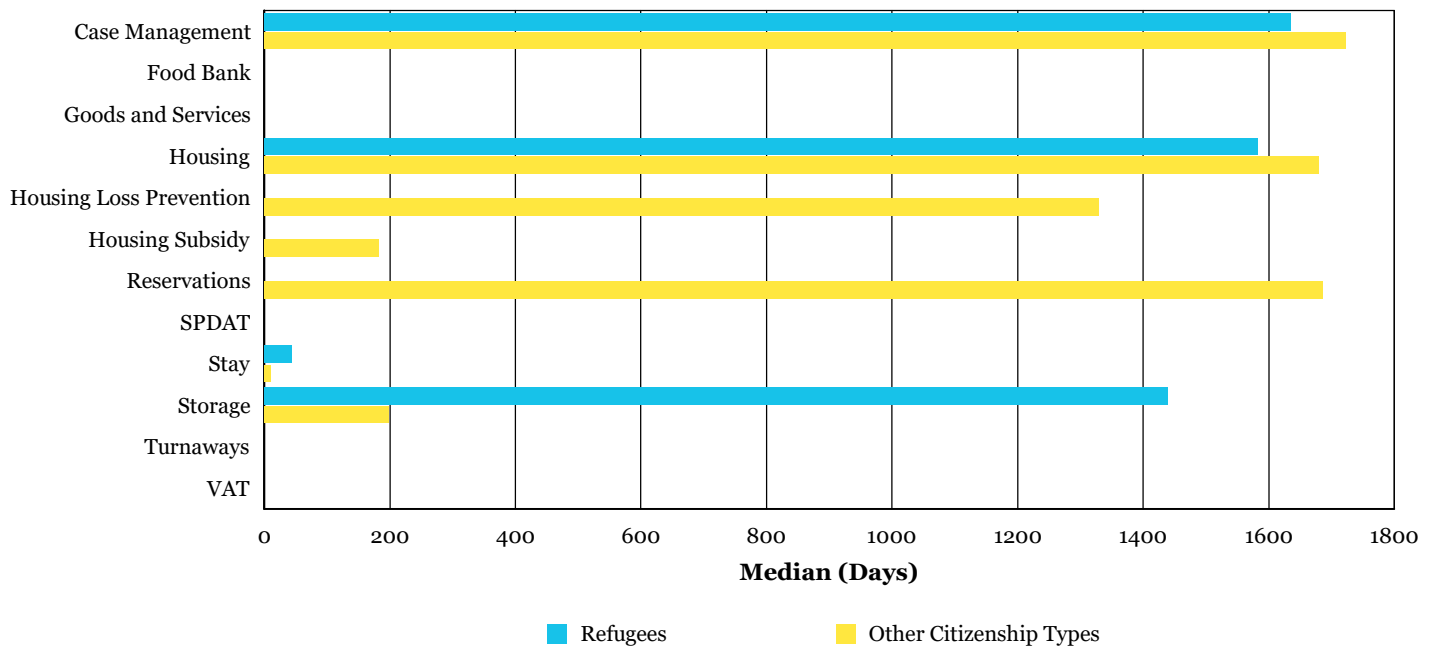


	Refugees		Other Citizenship Types	
Case Management	8	6.8%	109	93.2%
Food Bank	3	11.1%	24	88.9%
Goods and Services	12	6.1%	184	93.9%
Housing	6	14.3%	36	85.7%
Housing Loss Prevention	0	0.0%	8	100.0%
Housing Subsidy	0	0.0%	6	100.0%
Reservations	0	0.0%	6	100.0%
SPDAT	8	11.9%	59	88.1%
Stay	80	8.2%	897	91.8%
Storage	2	16.7%	10	83.3%
Turnaways	2	4.4%	43	95.6%
VAT	0	0.0%	6	100.0%
<b>Total</b>	<b>121</b>	<b>8.0%</b>	<b>1,388</b>	<b>92.0%</b>

## Refugees

In this report, clients with the following Citizenship Statuses are considered Refugees: **Refugee, Refugee Claimant**

### Median Service Duration in Days, by Service Type



	Refugees	Other Citizenship Types
	Median (Days)	Median (Days)
Case Management	1,635	1,723
Food Bank		
Goods and Services		
Housing	1,582	1,679
Housing Loss Prevention		1,330
Housing Subsidy		183
Reservations		1,686
SPDAT		
Stay	44	10
Storage	1,438	197
Turnaways		
VAT		
<b>Total</b>	<b>44</b>	<b>4</b>

# ACRE Consulting ANALYTICS



## Refugees

In this report, clients with the following Citizenship Statuses are considered Refugees: **Refugee**, **Refugee Claimant**

### Homeless Refugee Clients by Priority

	Homeless Refugee Clients							
	Citizenship Status	Country Of Birth	Date Moved To Canada	Gender	Age	Chronic?	Total Service Duration	Count of Services Received
<b>Henry, Freddie</b>	Refugee			Male	40	Y	11,072	34
<b>King, Lee</b>	Refugee	Vietnam		Female	28	Y	1,681	11
<b>Jackson, Edward</b>	Refugee			Male	43	Y	1,333	11
<b>Jones, Debbie</b>	Refugee	Suriname		Female	27	Y	2,863	8
<b>Garner, Mike</b>	Refugee Claimant			Male	42	N	7,502	30
<b>Wall, Matthew</b>	Refugee Claimant			Male	51	N	8	6
<b>Spears, Naomi</b>	Refugee Claimant			Female	43	N	1,681	2
<b>Spears, Faith</b>	Refugee Claimant			Female	11	N	1,681	2
<b>Spears, Ruby</b>	Refugee Claimant			Female	8	N	1,681	2
<b>Jimenez, Rodrigo</b>	Refugee Claimant	El Salvador		Male	18	N	0	1