



Veterans Analytics

In this report, clients with the following Veteran Statuses are considered Veterans: **Veteran - Allies, Veteran - Canadian Armed Forces**

Showing clients who received services from **Emerald City Housing Corp., Flying Monkeys Outreach Team, Munchkinland Shelter, Neverland Shelter, Region of Oz**

Between January 01, 2020 and December 31, 2024

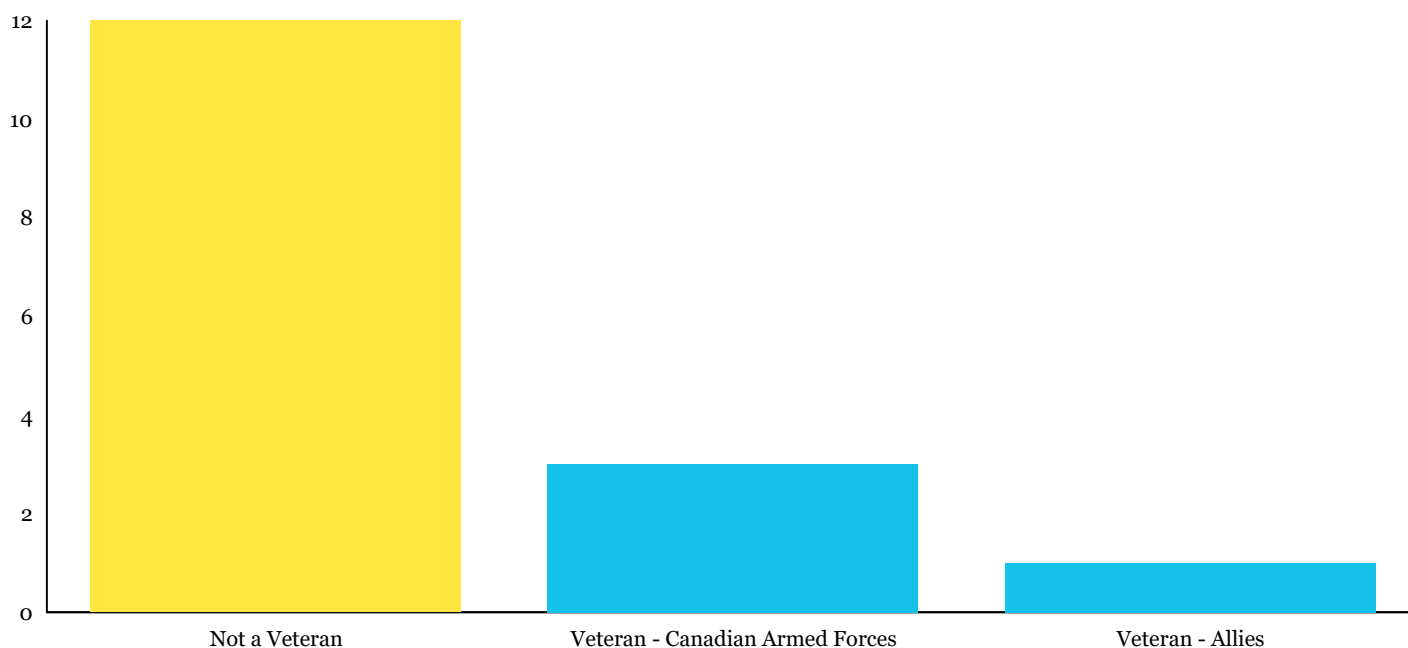
	Total	
Veterans	4	25.0%
Non-Veterans	12	75.0%
Total	16	100.0%



Veterans Analytics

In this report, clients with the following Veteran Statuses are considered Veterans: **Veteran - Allies, Veteran - Canadian Armed Forces**

Veteran Status

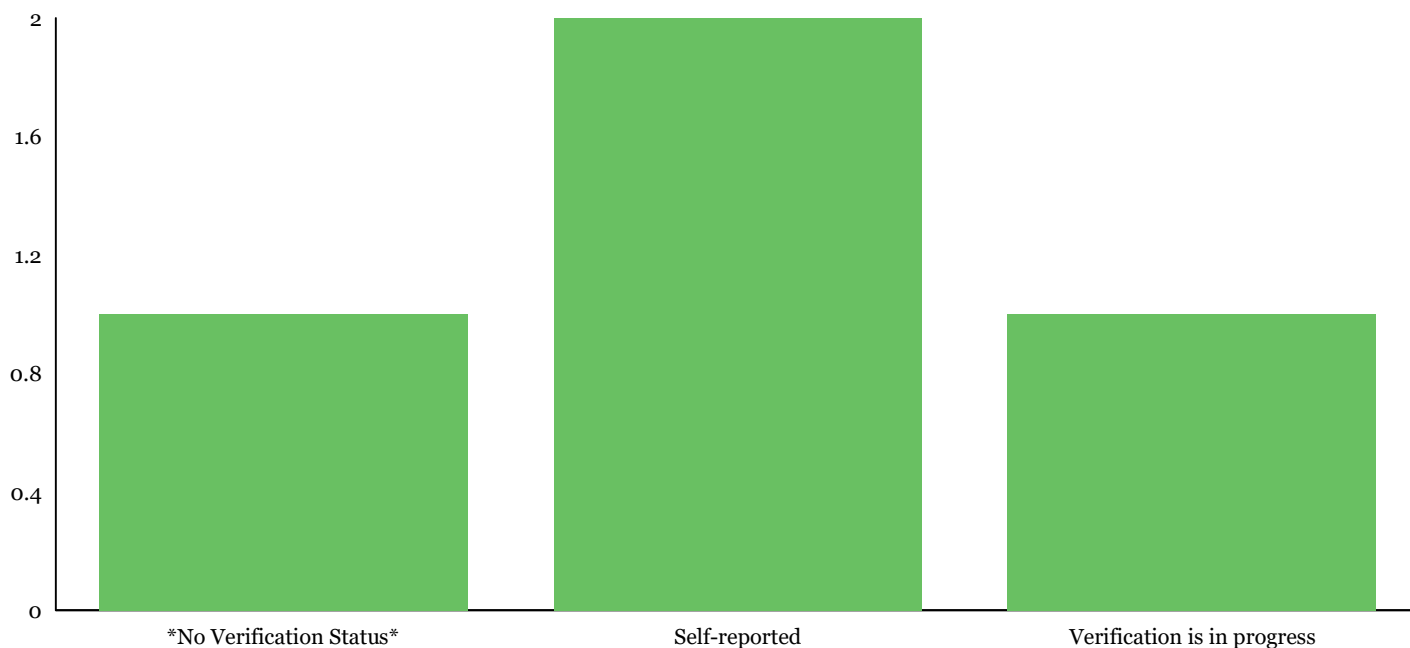


		Total	
Veterans	Veteran - Allies	1	6.3%
	Veteran - Canadian Armed Forces	3	18.8%
	Subtotal	4	25.0%
Non-Veterans	Not a Veteran	12	75.0%
	Subtotal	12	75.0%
Total		16	100.0%

Veterans Analytics

In this report, clients with the following Veteran Statuses are considered Veterans: **Veteran - Allies, Veteran - Canadian Armed Forces**

Verification Status

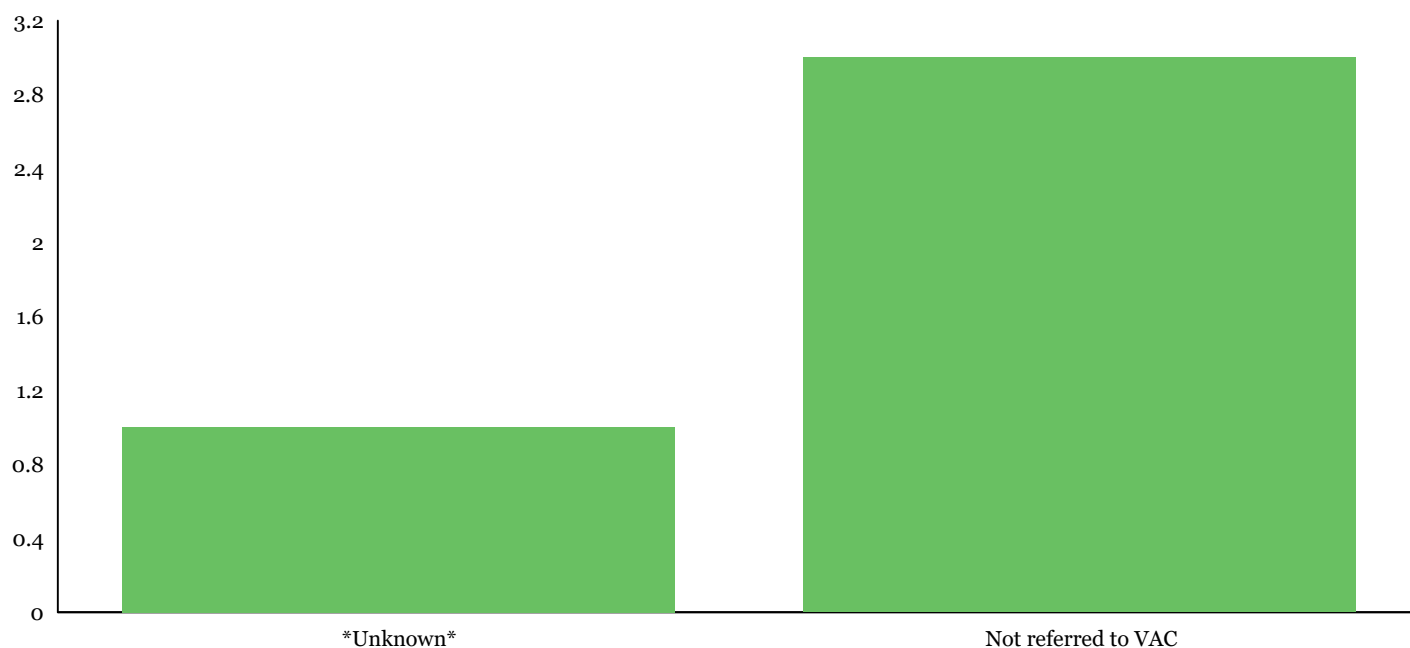


	Total	
No Verification Status	1	25.0%
Self-reported	2	50.0%
Verification is in progress	1	25.0%
Total	4	100.0%

Veterans Analytics

In this report, clients with the following Veteran Statuses are considered Veterans: **Veteran - Allies, Veteran - Canadian Armed Forces**

Veterans Affairs Canada Involvement

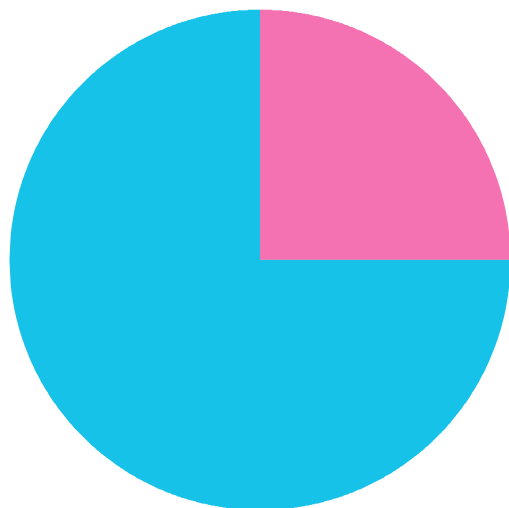


	Total	
Unknown	1	25.0%
Not referred to VAC	3	75.0%
Total	4	100.0%

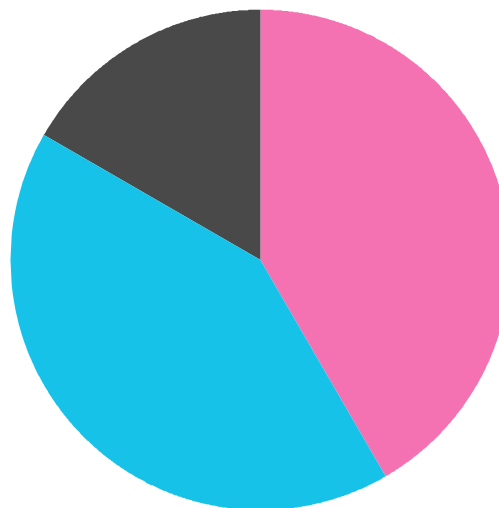
Veterans Analytics

In this report, clients with the following Veteran Statuses are considered Veterans: **Veteran - Allies, Veteran - Canadian Armed Forces**

Gender



Veterans



Non-Veterans

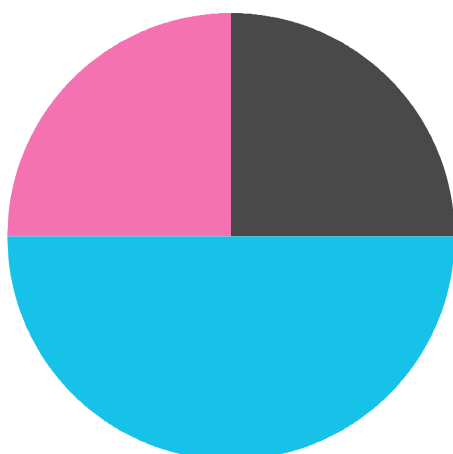
Female Male Others

	Veterans		Non-Veterans	
Female	1	25.0%	5	41.7%
Male	3	75.0%	5	41.7%
Others	0	0.0%	2	16.7%
Total	4	100.0%	12	100.0%

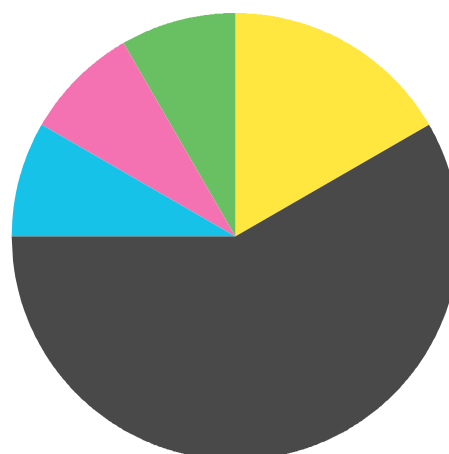
Veterans Analytics

In this report, clients with the following Veteran Statuses are considered Veterans: **Veteran - Allies, Veteran - Canadian Armed Forces**

Age



Veterans



Non-Veterans

00-15 16-24 25-49 50-64 65+

	Veterans		Non-Veterans	
00-15	0	0.0%	2	16.7%
16-24	1	25.0%	7	58.3%
25-49	2	50.0%	1	8.3%
50-64	1	25.0%	1	8.3%
65+	0	0.0%	1	8.3%
Total	4	100.0%	12	100.0%

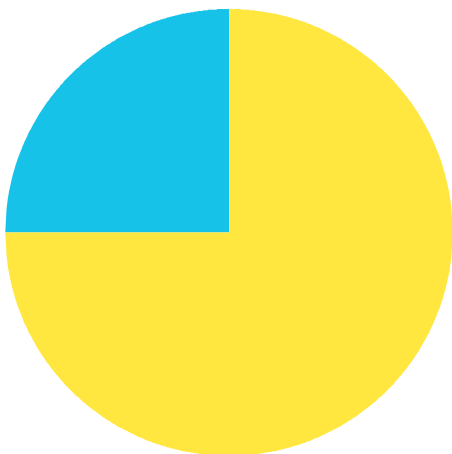
		Veterans	Non-Veterans
Age	Average Age	38.0	29.9
	Median Age	35.0	20.0



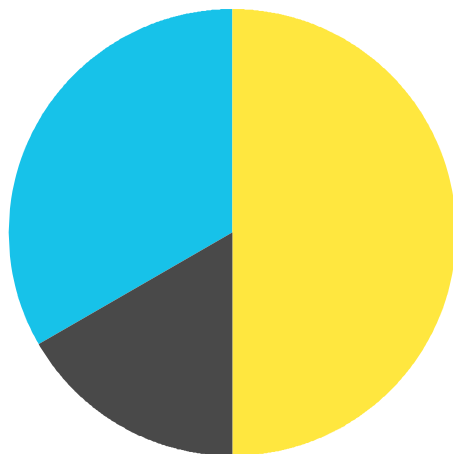
Veterans Analytics

In this report, clients with the following Veteran Statuses are considered Veterans: **Veteran - Allies, Veteran - Canadian Armed Forces**

Housing Status



Veterans



Non-Veterans

■ Homeless
 ■ Housed
 ■ Unknown


	Veterans		Non-Veterans	
Homeless	3	75.0%	6	50.0%
Housed	0	0.0%	2	16.7%
Unknown	1	25.0%	4	33.3%
Total	4	100.0%	12	100.0%



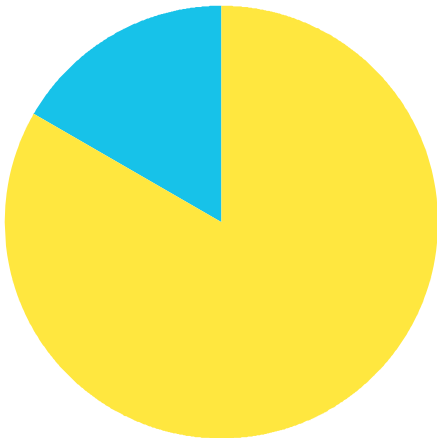
Veterans Analytics

In this report, clients with the following Veteran Statuses are considered Veterans: **Veteran - Allies, Veteran - Canadian Armed Forces**

Chronic Homelessness



Veterans



Non-Veterans

Not Chronically Homeless

Chronically Homeless

	Veterans		Non-Veterans	
Chronically Homeless	0	0.0%	2	16.7%
Not Chronically Homeless	4	100.0%	10	83.3%
Total	4	100.0%	12	100.0%

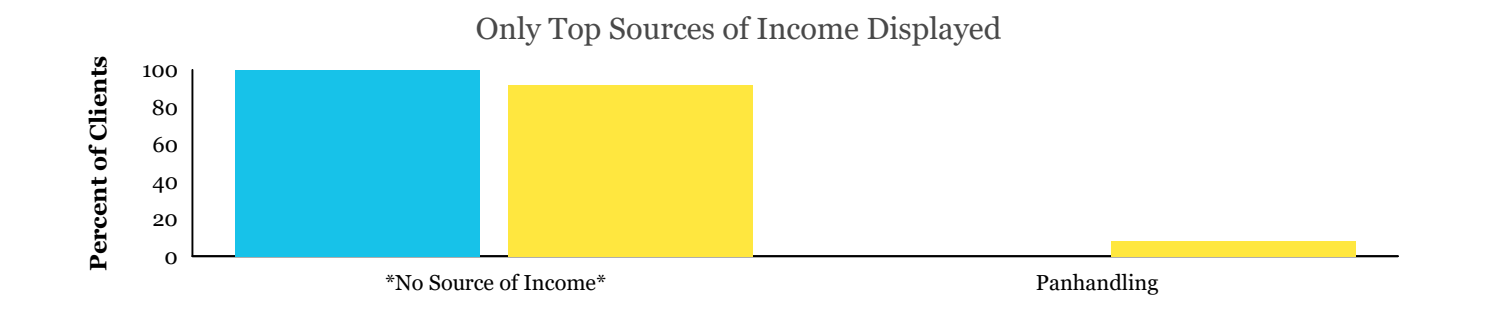
		Veterans	Non-Veterans
Lifetime Days Homeless	Average Days	1,633	90
	Median Days	147	39



Veterans Analytics

In this report, clients with the following Veteran Statuses are considered Veterans: **Veteran - Allies, Veteran - Canadian Armed Forces**

Sources of Income



	Veterans		Non-Veterans	
No Source of Income	4	100.0%	11	91.7%
Panhandling	0	0.0%	1	8.3%
Total	4	100.0%	12	100.0%

Veterans Analytics

In this report, clients with the following Veteran Statuses are considered Veterans: **Veteran - Allies, Veteran - Canadian Armed Forces**

Identification

Only Top Forms of Identification Displayed



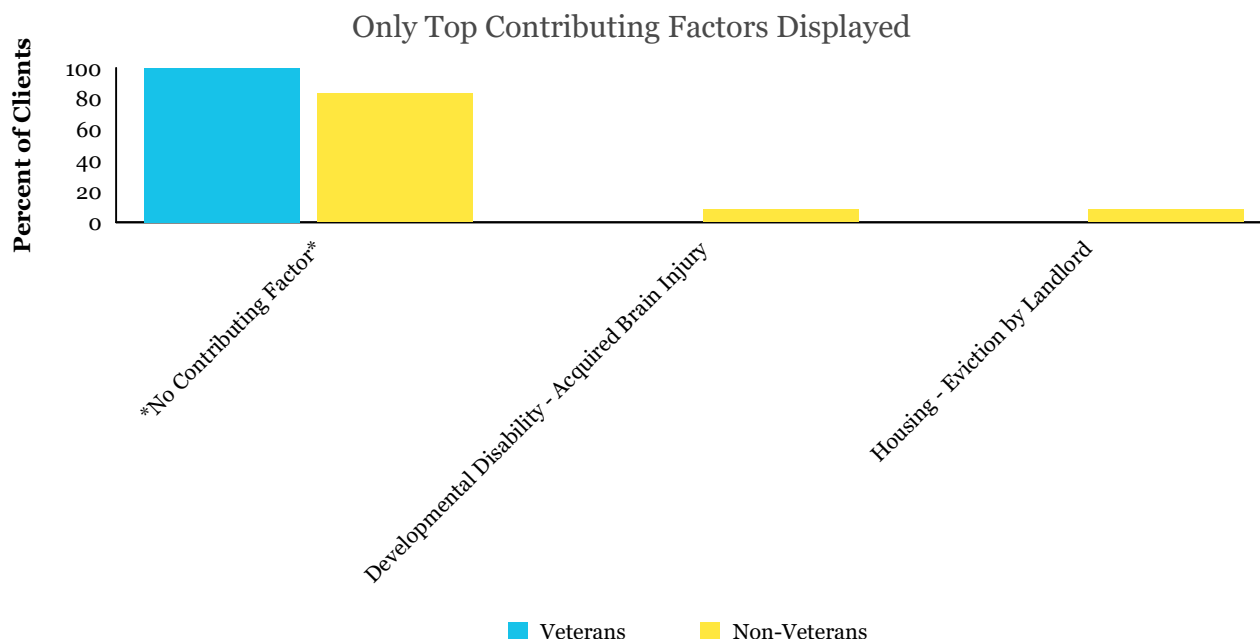
■ Veterans ■ Non-Veterans

	Veterans		Non-Veterans	
No ID	3	75.0%	11	91.7%
Driver's Licence	1	25.0%	1	8.3%
Total	4	100.0%	12	100.0%

Veterans Analytics

In this report, clients with the following Veteran Statuses are considered Veterans: **Veteran - Allies, Veteran - Canadian Armed Forces**

Contributing Factors

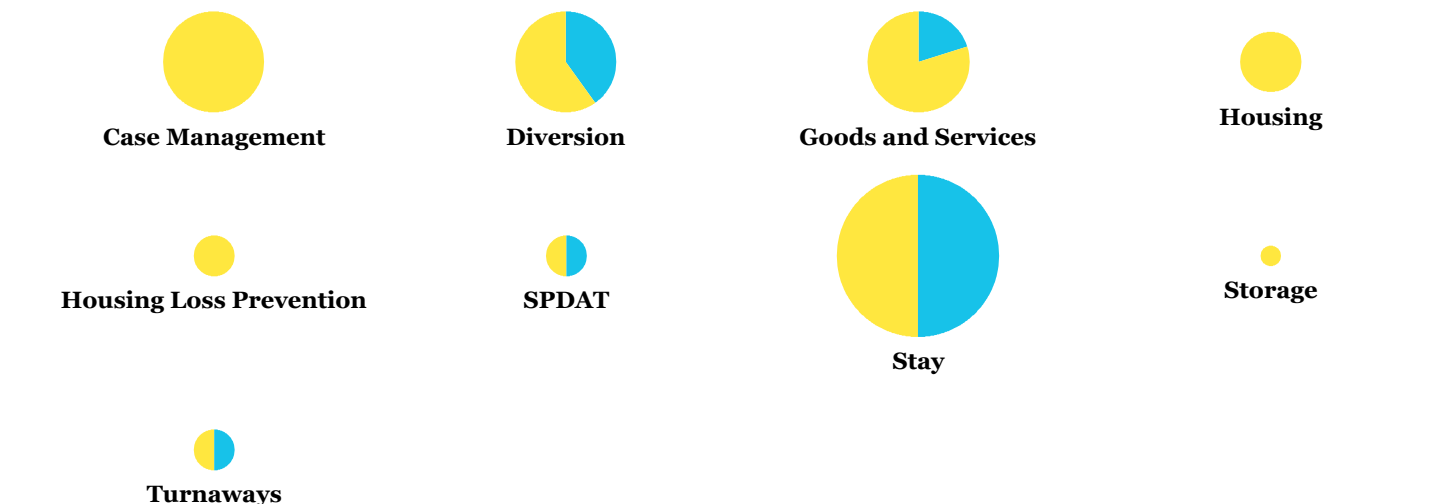


	Veterans		Non-Veterans	
No Contributing Factor	4	100.0%	10	83.3%
Developmental Disability - Acquired Brain Injury	0	0.0%	1	8.3%
Housing - Eviction by Landlord	0	0.0%	1	8.3%
Total	4	100.0%	12	100.0%

Veterans Analytics

In this report, clients with the following Veteran Statuses are considered Veterans: **Veteran - Allies, Veteran - Canadian Armed Forces**

Total Clients Served, by Service Type



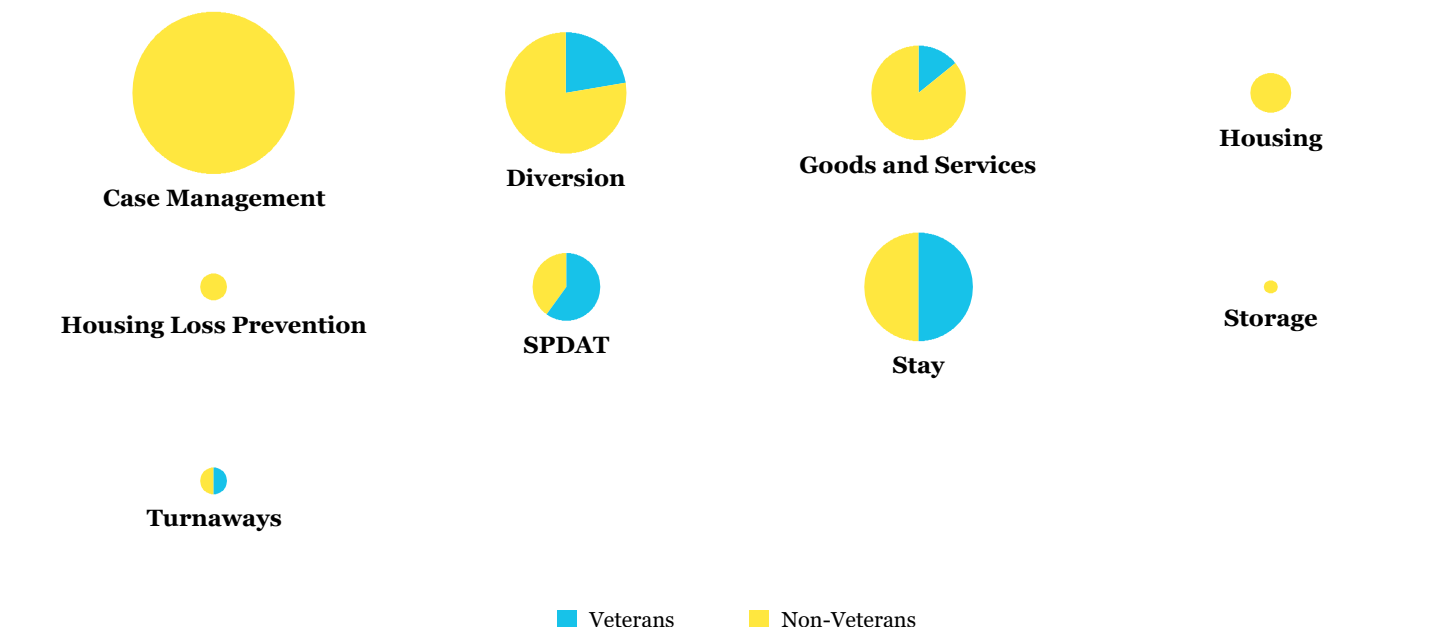
■ Veterans
 ■ Non-Veterans

	Veterans		Non-Veterans	
Case Management	0	0.0%	5	100.0%
Diversion	2	40.0%	3	60.0%
Goods and Services	1	20.0%	4	80.0%
Housing	0	0.0%	3	100.0%
Housing Loss Prevention	0	0.0%	2	100.0%
SPDAT	1	50.0%	1	50.0%
Stay	4	50.0%	4	50.0%
Storage	0	0.0%	1	100.0%
Turnaways	1	50.0%	1	50.0%
Total	4	25.0%	12	75.0%

Veterans Analytics

In this report, clients with the following Veteran Statuses are considered Veterans: **Veteran - Allies, Veteran - Canadian Armed Forces**

Total Services Provided, by Service Type

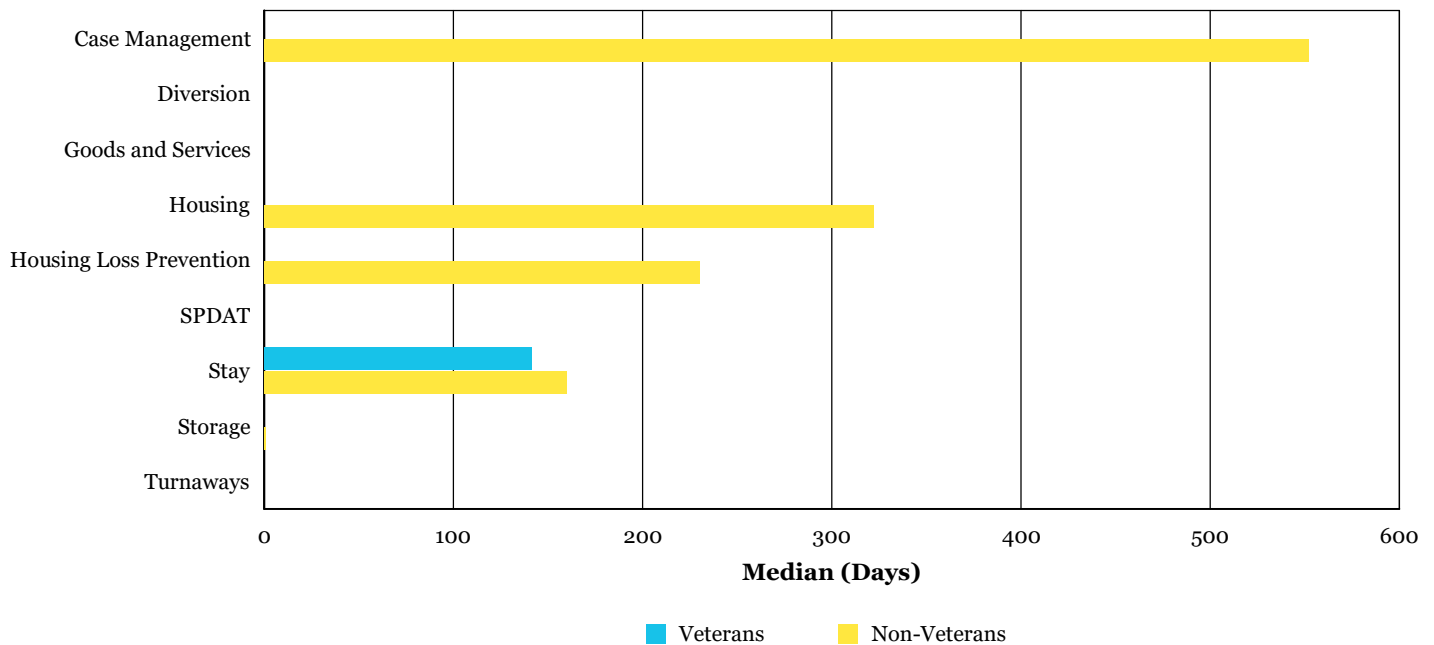


	Veterans		Non-Veterans	
Case Management	0	0.0%	12	100.0%
Diversion	2	22.2%	7	77.8%
Goods and Services	1	14.3%	6	85.7%
Housing	0	0.0%	3	100.0%
Housing Loss Prevention	0	0.0%	2	100.0%
SPDAT	3	60.0%	2	40.0%
Stay	4	50.0%	4	50.0%
Storage	0	0.0%	1	100.0%
Turnaways	1	50.0%	1	50.0%
Total	11	22.4%	38	77.6%

Veterans Analytics

In this report, clients with the following Veteran Statuses are considered Veterans: **Veteran - Allies, Veteran - Canadian Armed Forces**

Median Service Duration in Days, by Service Type



	Veterans	Non-Veterans
	Median (Days)	Median (Days)
Case Management		552
Diversion		
Goods and Services		
Housing		322
Housing Loss Prevention		231
SPDAT		
Stay	142	160
Storage		1
Turnaways		
Total	0	118

ACRE Consulting ANALYTICS



Veterans Analytics

In this report, clients with the following Veteran Statuses are considered Veterans: **Veteran - Allies**, **Veteran - Canadian Armed Forces**

Homeless Refugee Clients by Priority

	Homeless Veteran Clients								
	Veteran Status	Status Number	Verification	Referral to VAC	VAC Caseworker	Gender	Age	Chronic?	Days Homeless
Hood, Robin	Veteran - Allies		Verification is in progress	Not referred to VAC	*Unknown Caseworker*	Male	35	N	3,510
Darling, John	Veteran - Canadian Armed Forces		Self-reported	Not referred to VAC	*Unknown Caseworker*	Male	16	N	147
Lion, Cowardly	Veteran - Canadian Armed Forces		*No Verification	*Unknown*	*Unknown Caseworker*	Male	52	N	139