

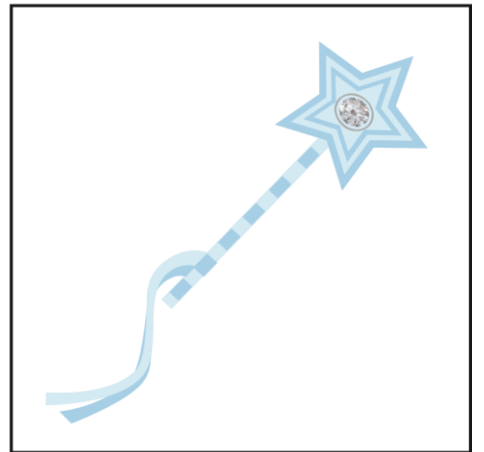








# BINGO



# Bingo Cards



# Bingo Chips



# Bingo Directions

## What you need:

- ★ Bingo Boards
- ★ Scissors
- ★ Bingo Cards
- ★ Glue
- ★ Bingo Chips

## To make the Bingo Boards:

1. Give each ballerina 1 Bingo Board and 1 set of Bingo Card pictures.
2. Have each ballerina cut out the pictures.
3. Ask them to choose and glue 9 pictures on to their Bingo Board in any spaces they choose.

## To play Bingo:

1. Cut out the Bingo Chips so there are at least 9 for each ballerina.
2. Print 1 set of Bingo Cards to serve as the calling cards.
3. Explain how to play bingo:
  - The Caller will pick a picture card.
  - If that picture is on their Bingo Board, have them place a chip on it.
  - Explain to the ballerinas How to Win (below).
4. Play until a ballerina calls, "Bingo!"

## How to Win options:

- Cover the whole board.
- Cover 4 corners.
- Cover 3 in a row, diagonal, or column.
- Cover a picture frame (all but the center space).