


[Skriv her]



NORWEGIAN
KNITTING

WWW.NORKNIT.COM

Norwegian Cowl “Snowy Day”



This pattern is inspired by the bleak colors of a snowy day. The snow covering the steep mountains, the sea and the sky are blue-gray, and the snow flakes create wonderful stars and roses.

[Skriv her]

ONE SIZE, ADULT

Yarn: Sandnes Smart Yarn (Superwash) or similar, 100% wool.

DK (11wpi)

Usage: 108 yards/99 meters of each color

Gauge: 22 sts = 4 inches

Colors used in this pattern:

Base color: Sandnes Smart White/nature color no. 1001

Contrast color: Sandnes Smart Blue/Gray no. 6324

Needle size: Circular needles 4 and 6 (US)/ 3,5mm and 4mm (Eur)

Cast on 132 stitches on circular needles, size 4 (US)/ 3,5mm (Eur)


Knit in the round: knit 1, purl 1, for 6 rounds.

Then change to needle size 6(US)/4 mm (Eur). Do knit stitches (= stockinette) from now on, knit 1 round with the base color.

Knit pattern A, repeat pattern the complete round.

A special note for beginners: Remember to read the chart from RIGHT to LEFT : this is the way you knit 😊

PATTERN A




Needle sizes:

U S size 0	2.0 mm
U S size 1	2.25 mm
U S size 2	2.75 mm
U S size 3	3.25 mm
U S size 4	3.5 mm
U S size 5	3.75 mm
U S size 6	4.0 mm
U S size 7	4.5 mm
U S size 8	5.0 mm
U S size 9	5.5 mm
U S size 10	6.0 mm
U S size 10.5	6.5 mm
U S size 11	8.0 mm
U S size 13	9.0 mm
U S size 15	10.0 mm

[Skriv her]

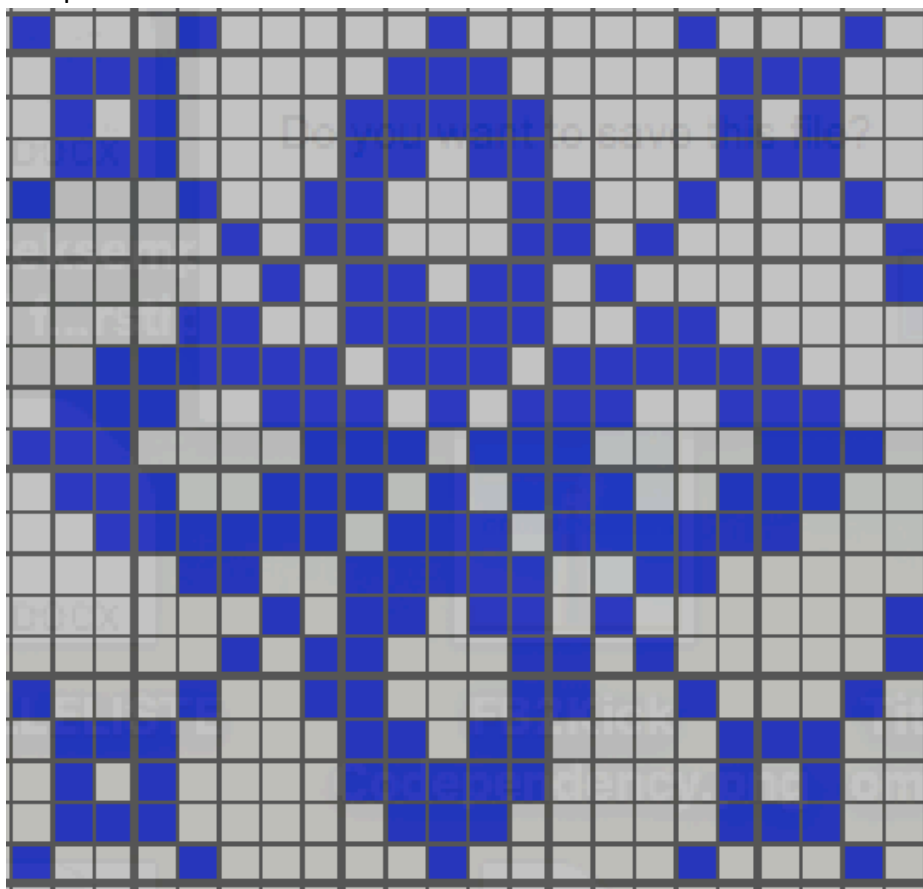
Knit pattern B.

PATTERN B



← Start Here

Knit pattern C.



← Start here

[Skriv her]

Knit 1 round white, 1 round blue/gray.

Finish off with 6 rows of ribbed knitting (1 knit, 1 purl).

Bind off, weave/sow in threads.

Block carefully with a steam iron, and cover the knitted cowl with a damp cloth while blocking.

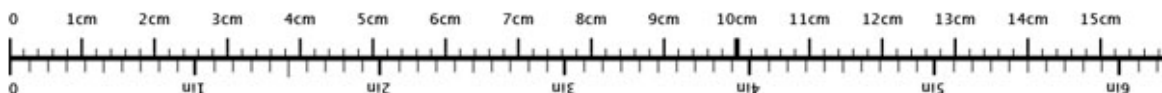
😊 **Well done!**

Please note:

If you prefer a more symmetrical pattern on your cowl, you may want to knit the pattern like this:

Pattern A – C – A or pattern B – C – B.

Want to add some sparkle? Add a really thin silver thread to the blue/gray color, and knit for instance pattern C with double thread (silver+blue/gray)



For FREE online courses and more patterns, join us at www.norknit.com



**NORWEGIAN
KNITTING**

WWW.NORKNIT.COM