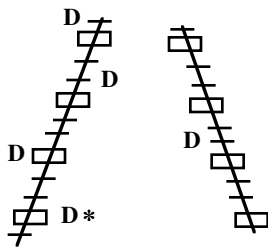
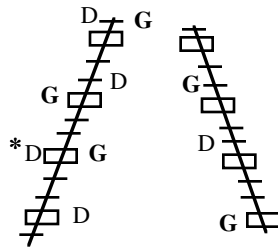


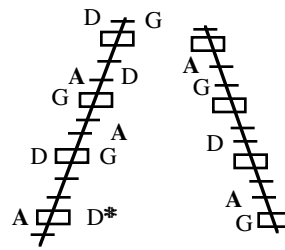
Tuning a 12/11 HAMMERED DULCIMER by 5ths and learning the notes



Start with "D", tune all the "D"s.

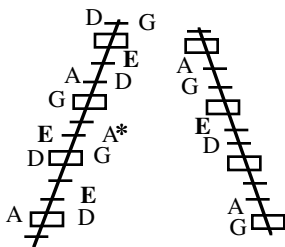


"D" on the left of the Treble Bridge will give you a "G". Tune all the "G"s.

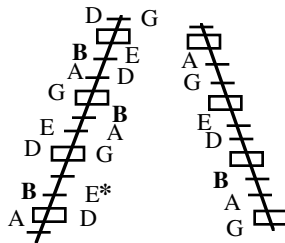


Low "D" on the right side of the Treble Bridge will give you an "A". Tune all the "A"s.

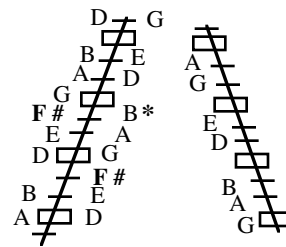
G is lowest note



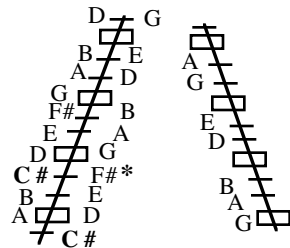
"A" on the right side of the Treble Bridge will give you an "E". Tune all the "E"s.



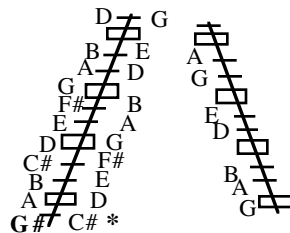
"E" on the right side of the Treble Bridge will give you a "B". Tune all the "B"s.



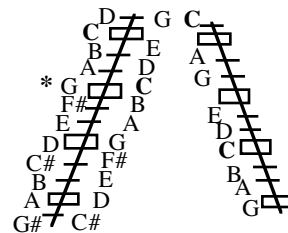
"B" on the right side of the Treble Bridge will give you a "F#". Tune all the "F#"s.



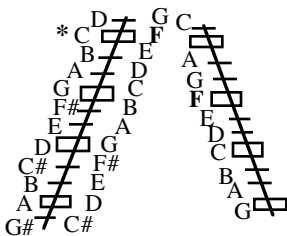
"F#" on the right side of the Treble Bridge will give you a "C#". Tune both "C#"s.



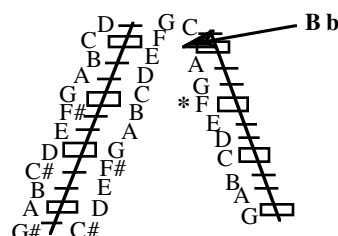
"C#" on the right side of the Treble Bridge will give you a "G#".



High "G" on the left side of the Treble Bridge will give you a "C". Tune all the "C"s.



High "C" on the left side of the Treble Bridge will give you an "F". Tune both "F"s.



Start at "F" on the Bass bridge and walk up and tune "Bb" (this will be 1/2 way between "A" and B.)