



[www.e-co-foot.eu](http://www.e-co-foot.eu)



# CALCULATOR MANUAL

Version 2 | June 2020



## Summary

---

The e-co-foot-Footprint-Calculator is a new approach to measure the Ecological Footprint. It aims at youth and gathers information on a daily basis.

Normal Ecological Footprint Calculators work on a yearly basis and include a lot of facts that underagers can not influence on their own: housing, heating source, ownership of a family car etc.

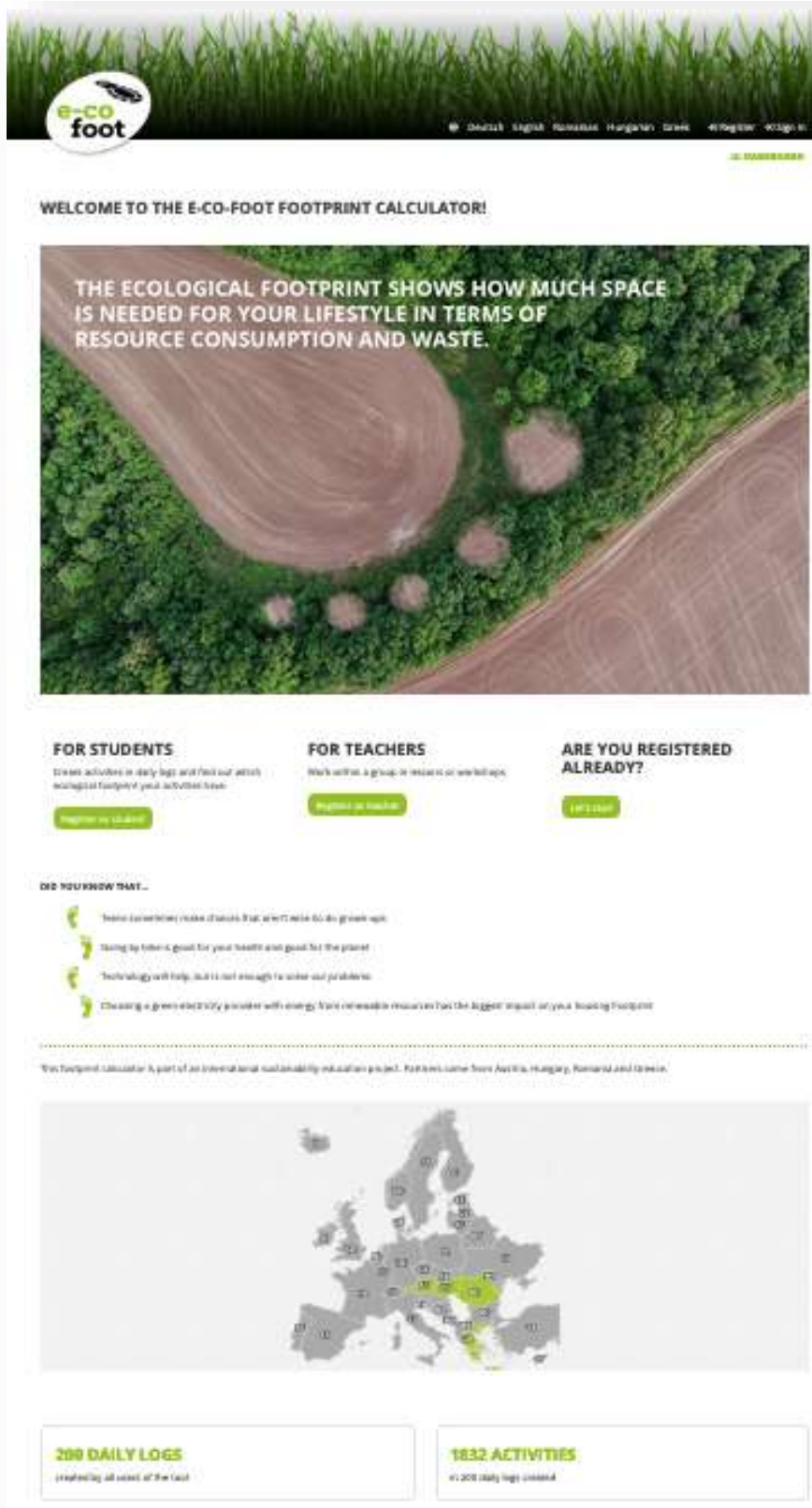
The innovation of this calculator is to show, that the choices we every day can lower the Ecological Footprint and there are new choice every day.

The values are global square meters (gm<sup>2</sup>) and are based on the best available information and expert judgment.

## Manual Content

<b>Summary .....</b>	<b>1</b>
<b>Welcome to the Manual for the e-co-foot- Footprint-Calculator .....</b>	<b>3</b>
<b>About e-co-foot.....</b>	<b>4</b>
<b>How to register .....</b>	<b>5</b>
<b>How to navigate.....</b>	<b>8</b>
<b>User Settings .....</b>	<b>9</b>
<b>Schüler/Student/Innen Account .....</b>	<b>10</b>
Groups for students.....	10
Daily logs for Students.....	11
Evaluation for Students .....	16
Quick evaluation.....	18
Comparative evaluation .....	20
Yearly schedule.....	21
<b>Teacher Account .....</b>	<b>24</b>
Groups For Teachers .....	24
Create a group .....	25
Group requests.....	26
Create comparisons of student's daily logs.....	26
Your Groups.....	28
Daily logs for teachers .....	29
Evaluation for teachers .....	29
<b>FAQ.....</b>	<b>29</b>

## Welcome to the Manual for the e-co-foot- Footprint-Calculator



The screenshot shows the homepage of the e-co-foot website. At the top, there is a green header with the e-co foot logo and the word "calculator" in a green circle, followed by the website URL "www.e-co-foot.eu". Below the header, a large green banner features the text "WELCOME TO THE E-CO-FOOT FOOTPRINT CALCULATOR!" and "THE ECOLOGICAL FOOTPRINT SHOWS HOW MUCH SPACE IS NEEDED FOR YOUR LIFESTYLE IN TERMS OF RESOURCE CONSUMPTION AND WASTE." Below this, there are three main sections: "FOR STUDENTS" with a button "Register as student", "FOR TEACHERS" with a button "Register as teacher", and "ARE YOU REGISTERED ALREADY?" with a button "Log in". A section titled "DID YOU KNOW THAT..." lists four facts about the ecological footprint. At the bottom, there is a map of Europe with various countries highlighted in green, and two boxes showing "200 DAILY LOGS" and "1832 ACTIVITIES".

**WELCOME TO THE E-CO-FOOT FOOTPRINT CALCULATOR!**

**THE ECOLOGICAL FOOTPRINT SHOWS HOW MUCH SPACE IS NEEDED FOR YOUR LIFESTYLE IN TERMS OF RESOURCE CONSUMPTION AND WASTE.**

**FOR STUDENTS**  
Create activities in daily logs and track your actual ecological footprint of your activities here.  
[Register as student](#)

**FOR TEACHERS**  
Work within a group to research on workshops.  
[Register as teacher](#)

**ARE YOU REGISTERED ALREADY?**  
[Log in](#)

**DID YOU KNOW THAT...**

- Beans (or lentils) make it much faster, when it comes to do growth again.
- Using tap water is good for your health and good for the planet.
- Technology will help, but it is not enough to solve our problems.
- Choosing a green electricity provider with energy from renewable resources has the biggest impact on your housing footprint.

This footprint calculator is part of an international sustainability education project. Partners come from Austria, Hungary, Romania and Greece.

**200 DAILY LOGS**  
created by all users of the tool

**1832 ACTIVITIES**  
in 200 daily logs created

You will find the e-co-foot calculator with the following link <https://calculator.e-co-foot.eu>

## About e-co-foot

This material is part of a course on Ecological Footprint for students. The course consists of the following modules for two age groups:

Age group 1 10-13 years	Age group 2 14-18 years
Calculator	
General Introduction	General Introduction
Mini Hectare Workshop	Mini Hectare Workshop
Nutrition	Nutrition
Housing	A. Housing core B. Housing additional
Mobility	Mobility
Other Consumption	Other Consumption
Background information	

You are here

All the material can be downloaded for free at [www.e-co-foot.eu](http://www.e-co-foot.eu) in different languages.

[calculator.e-co-foot.eu](http://calculator.e-co-foot.eu) is an online tool that allows students to log their daily activities and trace the Ecological Footprint of their habits. Group functions for teachers make it suitable for a warm-up or later check-up-session.

[elearning.e-co-foot.eu](http://elearning.e-co-foot.eu) is an e-learning with selected content from the lectures. E-learning can be used for blended learning of this course, as homework or as training and competence check after in-class lectures.

### IMPRINT

akaryon GmbH, Austria [www.akaryon.eu](http://www.akaryon.eu)

Plattform Footprint, Austria [www.footprint.at](http://www.footprint.at)

Colegiul „Vasile Lovinescu” Fălticeni, Romania [www.agricolfalticeni.ro](http://www.agricolfalticeni.ro)

Eötvös Loránd University (ELTE), Hungary [savariakemia.elte.hu](http://savariakemia.elte.hu)

Environmental Education Center (K.P.E.) Pertouliou-Trikkeon, Greece <https://blogs.sch.gr/kpepertoul/>

### DISCLAIMER

The European Commission support for the production of this publication does not constitute an endorsement of the contents which reflects the views only of the authors, and the Commission cannot be held responsible for any use which may be made of the information contained therein.

Agreement Number: 2017-1-AT01-KA201-035037



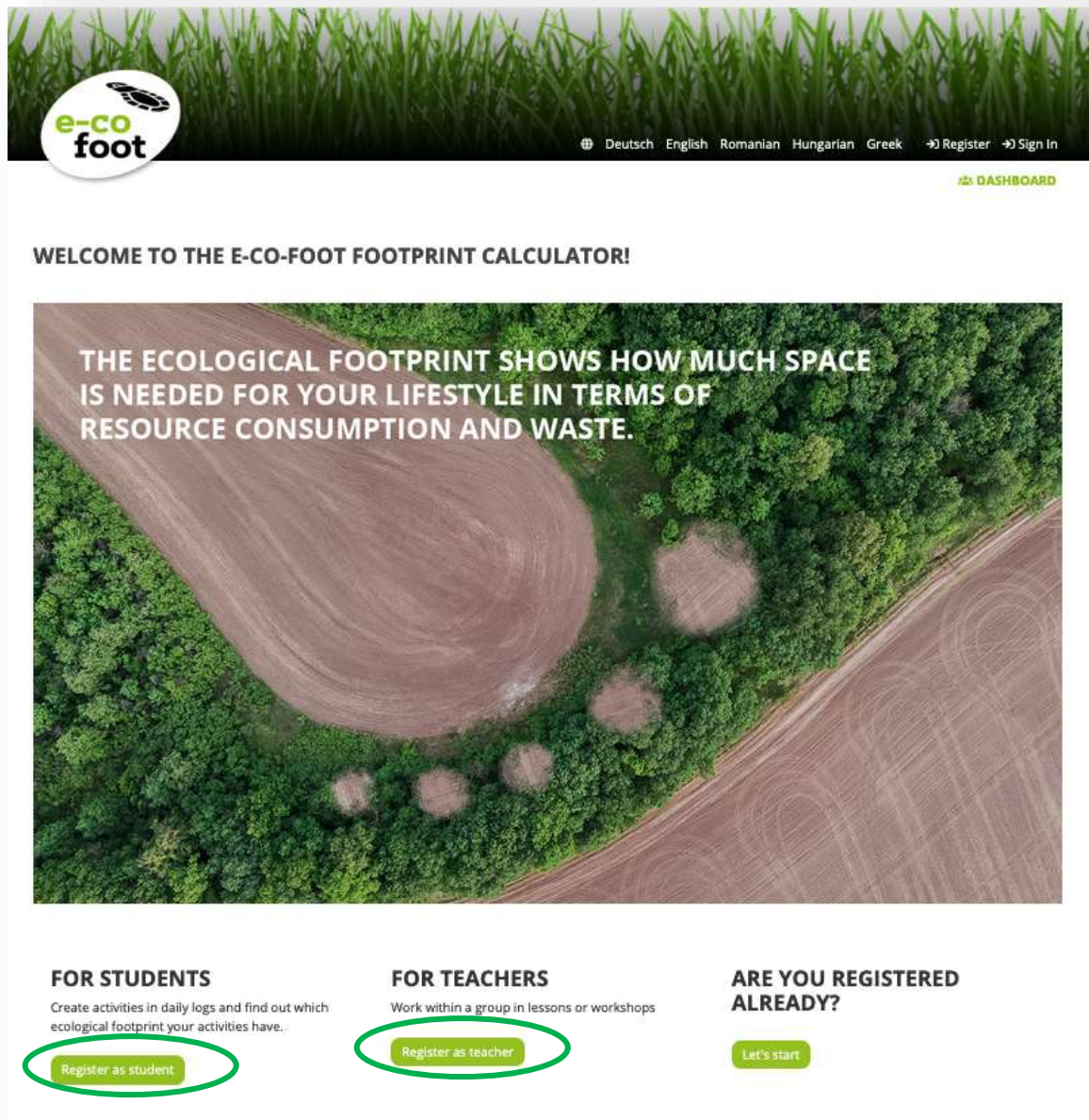
Co-funded by the  
Erasmus+ Programme  
of the European Union






## How to register

Register on the right corner in the website header or use the different buttons on the start page. If you are a student use the button “[Register as student](#)” or “[Register as teacher](#)” if you are a teacher.



A new site with a registration form will open. Register in with your correct e-mail-address, so you can use the “**Forgot password**”-function accordingly. However, it is possible to use fake e-mails, if they do not have an e-mail address or if they are having privacy-concerns.



Deutsch English Romanian Hungarian Greek → Register → Sign In

[DASHBOARD](#)

### REGISTER AS STUDENT

**i** Thank you that you want to use our e-co-foot Footprint Calculator!  
As a student you can find out the ecological footprint of your daily activities.

**First name \***  
First name

**Last name \***  
Last name

**Email address \* *i***  
Email address

**Region \***  
Choose item

**Password \* *i***  
Password

**ARE YOU REGISTERED ALREADY?**  
[Let's start](#)

I agree with the processing of my given personal data within the project, especially at the footprint calculator.  
Data will be deleted one year after finishing the project. Hint: you can change your mind at everytime by  
contacting us at [info@e-co-foot.eu](mailto:info@e-co-foot.eu). Find more details at our privacy policy page at [https://www.e-co-foot.eu/?page\\_id=22](https://www.e-co-foot.eu/?page_id=22)

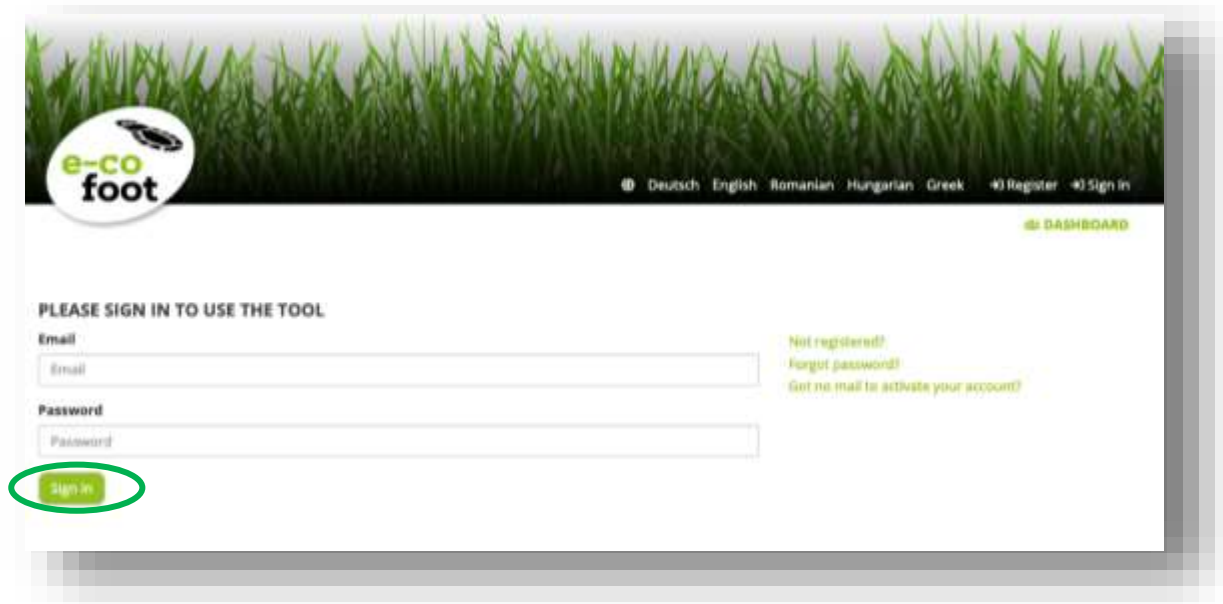
**Accept terms of service \***  
☐

[Register](#)

If you are registered already use the normal “**Sign in**” in the right corner at the top or the button “**Let's start**” on this page.



A new site will open. Enter your E-mail address and your chosen password, then click the “Sign in” Button.



The screenshot shows the login interface of the e-co foot website. At the top, there is a header with the e-co foot logo and a navigation bar containing links for Deutsch, English, Romanian, Hungarian, Greek, Register, and Sign in. Below the header, there is a green button labeled DASHBOARD. The main content area is titled "PLEASE SIGN IN TO USE THE TOOL". It contains two input fields: "Email" and "Password". To the right of these fields, there are three links: "Not registered?", "Forgot password?", and "Got no mail to activate your account?". At the bottom left of the form, there is a green "Sign in" button, which is circled in green.

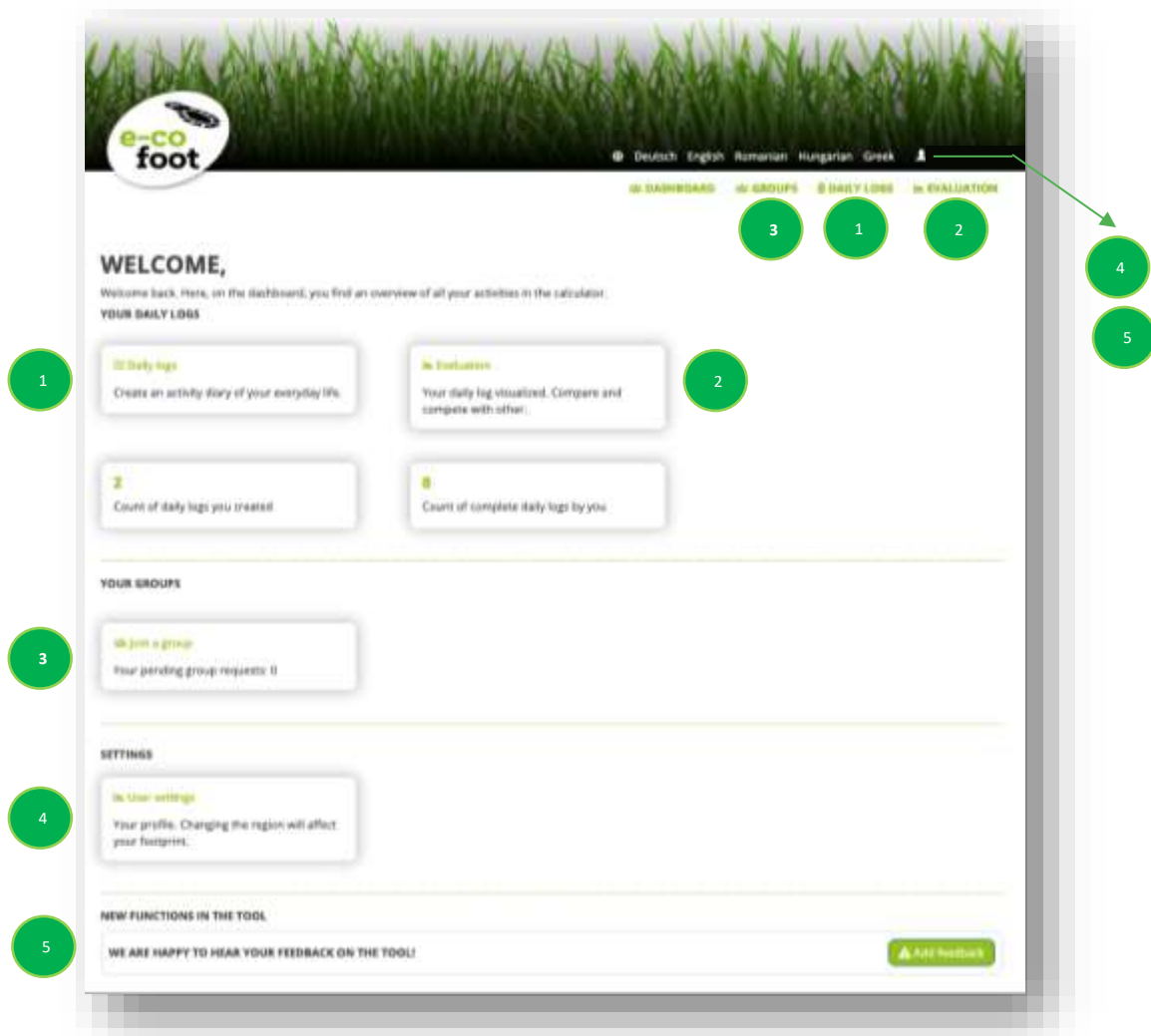
## How to navigate

Now we give you a short guideline how you can navigate through the calculator best. After you signed in you will be directed to your Dashboard. Here you have a short overview of all your activities and functions in the calculator.

1. Your Daily Logs
2. Your Evaluations
3. Groups you join
4. Setting Section
5. And NEW the Feedback Function

Each **Headline** of the different Theme-boxes is a linkage to a specific site. All these sections are also reachable via the different buttons in the website header or your profile.

The Dashboard of teachers looks a little bit different. Please see the Manual Chapter **Teacher Account**.

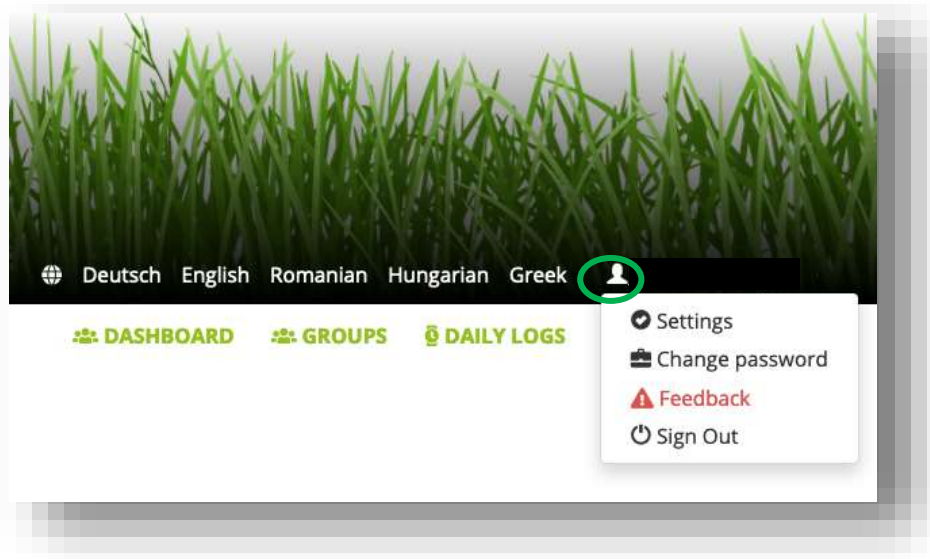




## User Settings

You can find your user settings in the right upper corner of the website header or on the Dashboard setting section. Click on your name or the little arrow and a dropdown field with different menu points will open.

### 1. Settings



Under Settings you can change your name, your e-mail address, your region and you can add your phone number.

### 2. Change password

Here you can change your password. Give in your current password and then your new one two times. To save click the button **"Submit"**.

### 3. Feedback

Choose an appropriate entry to your request in the subject bar. In the body section fill in your request. With the button "save" you send your feedback.


### 4. Sign Out

With a click on "sign out" you will leave the e-co-foot calculator.

## Student Account

### Groups for students

On the group overview page, you see two different tables.



**GROUPS YOU ARE PART OF** 1

Show 10 entries Search:

Group	Description	Region
No data available in table		

Showing 0 to 0 of 0 entries Clipboard Excel CSV Columns Previous Next

**JOIN GROUPS** 2

Show 10 entries Search:

Group	Description	Region	Action
3 σχολείο	το σχολείο μου	Ελλάδα	<a href="#">Request access</a>
3HL	HLW Krieglach	Österreich	<a href="#">Request access</a>
7. évfolyam Kapcsolódó V. Zsuzsa		Hungary	<a href="#">Request access</a>
A few days for future	Online Firmvorbereitung zum Thema "Schöpfungsverwahrung"	Österreich	<a href="#">Request access</a>
Béri Balog 8. o.		Hungary	<a href="#">Request access</a>
Class A	School XY Subject Economy	Österreich	<a href="#">Request access</a>
Digitale Footprint Education		Österreich	<a href="#">Request access</a>
Elevi		Romania	<a href="#">Request access</a>
Klasse 1 A	SchülerInnen-Projekt im Unterrichtsfach Geografie	Österreich	<a href="#">Request access</a>
Klasse 7B - HAK Neunkirchen	Prof. Mayrhofer	Österreich	<a href="#">Request access</a>

Showing 1 to 10 of 26 entries Clipboard Excel CSV Columns Previous 1 2 3 Next

#### 1. Groups you are part of

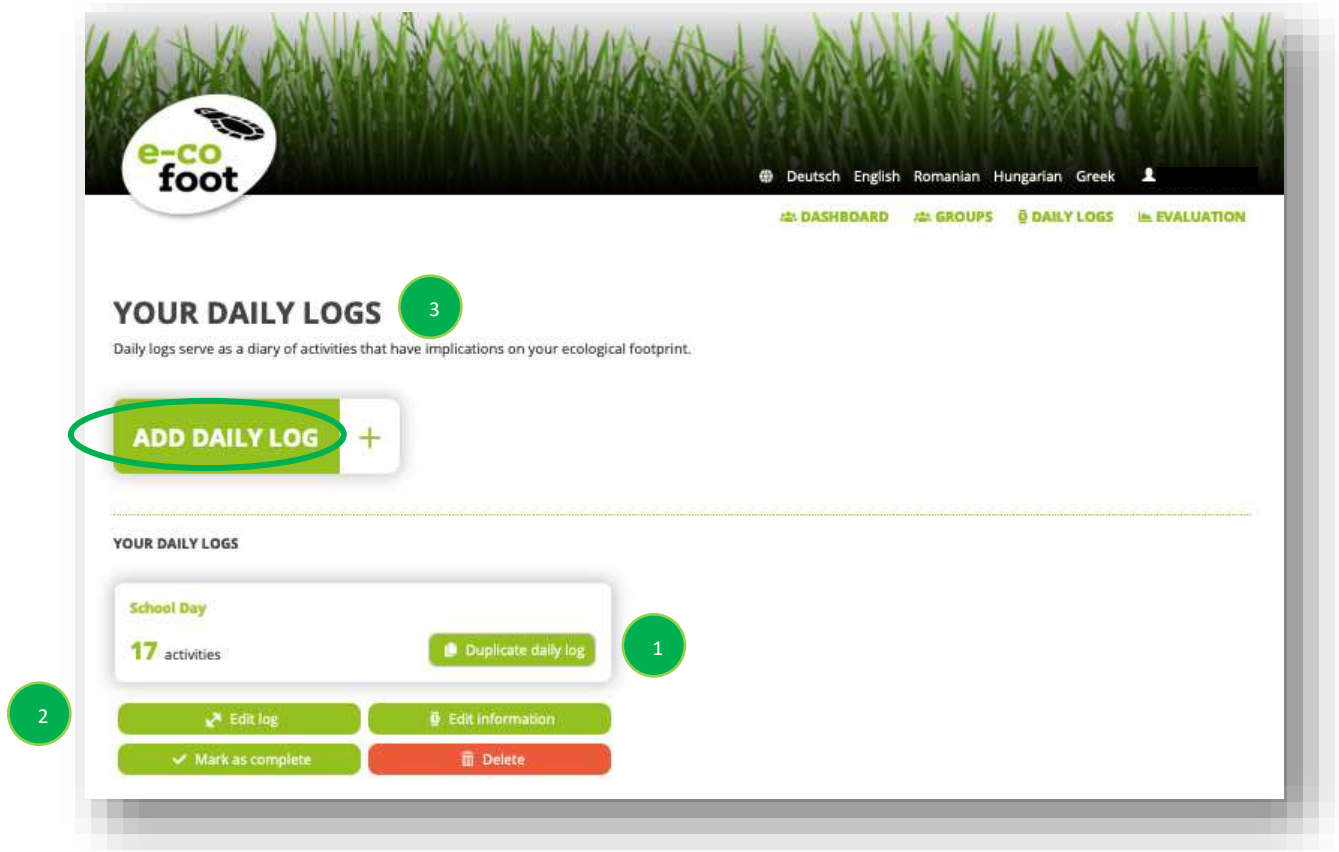
Here are the groups shown in which you are already participating in.

#### 2. Join groups

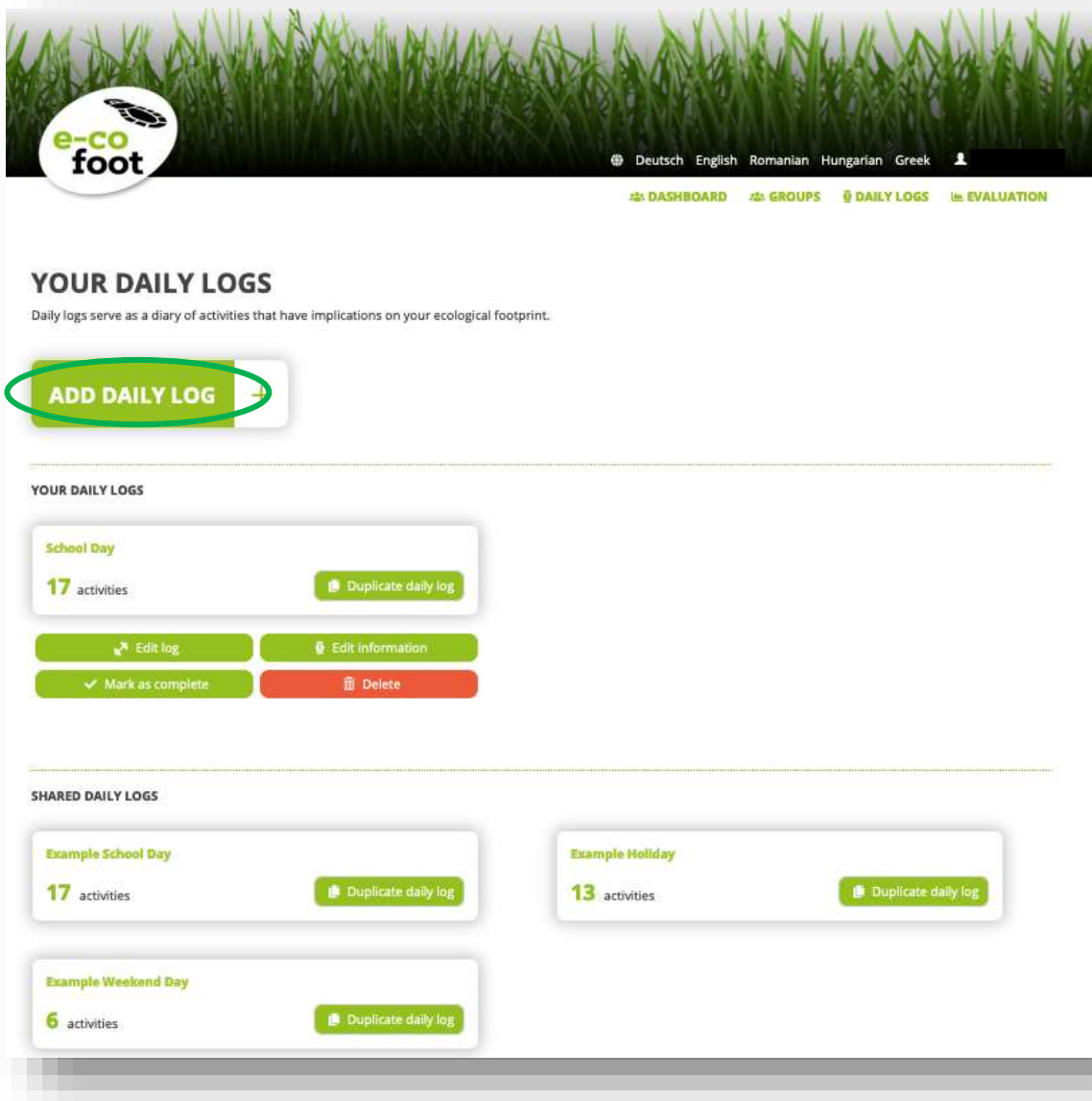
This table shows groups you can join in the future. With the button "Request access" you can send a request to a group leader if she/he will accept you in the group.

## Daily logs for Students

To get started there are three example days (normal school day, weekend, holiday) provided, you can **duplicate** (1) and **edit** (2) them with the respective button.



Daily logs are the collection of your activities. Depending on what you do, the ecological footprint can be influenced positively or negatively. Click the button “**Add daily log**” to create your own one. The information field (3) gives you a quick guide what to do on each page.



**YOUR DAILY LOGS**

Daily logs serve as a diary of activities that have implications on your ecological footprint.

**ADD DAILY LOG**

---

**YOUR DAILY LOGS**

**School Day**

17 activities

Duplicate daily log

Edit log Edit information

Mark as complete Delete

---

**SHARED DAILY LOGS**

**Example School Day**

17 activities

Duplicate daily log

**Example Holiday**

13 activities

Duplicate daily log

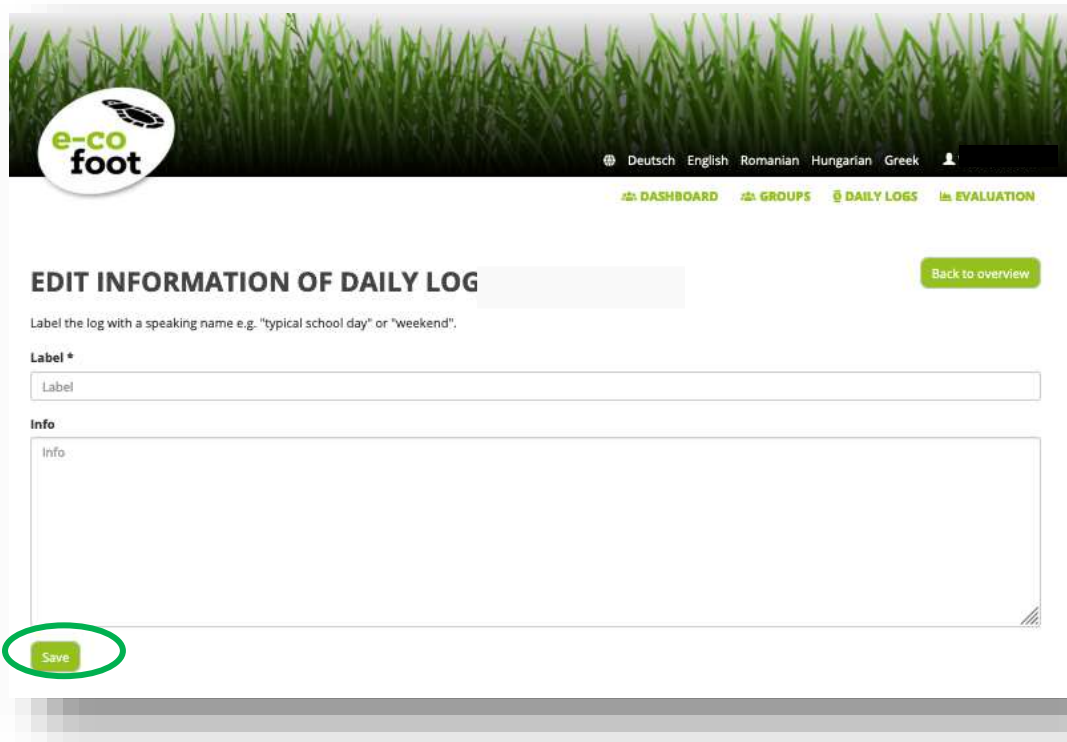
**Example Weekend Day**

6 activities

Duplicate daily log

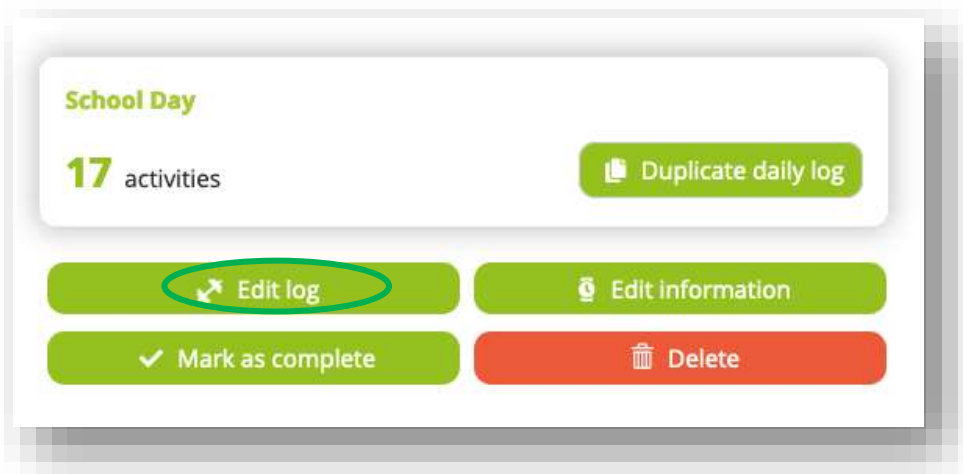
To add a daily log enter a label, which will be shown on the overview page and optional some additional information. With clicking **“Save”** you will return to the overview-page.





The screenshot shows the 'EDIT INFORMATION OF DAILY LOG' page. At the top, there is a header with the e-co foot logo and navigation links: Deutsch, English, Romanian, Hungarian, Greek, and a user profile icon. Below the header, there are tabs for DASHBOARD, GROUPS, DAILY LOGS, and EVALUATION. The main title is 'EDIT INFORMATION OF DAILY LOG' with a 'Back to overview' button. Below the title, there is a text input field for 'Label \*' with the placeholder text 'Label'. Underneath is a larger text area for 'Info' with the placeholder text 'Info'. At the bottom left, there is a green 'Save' button, which is circled in red.

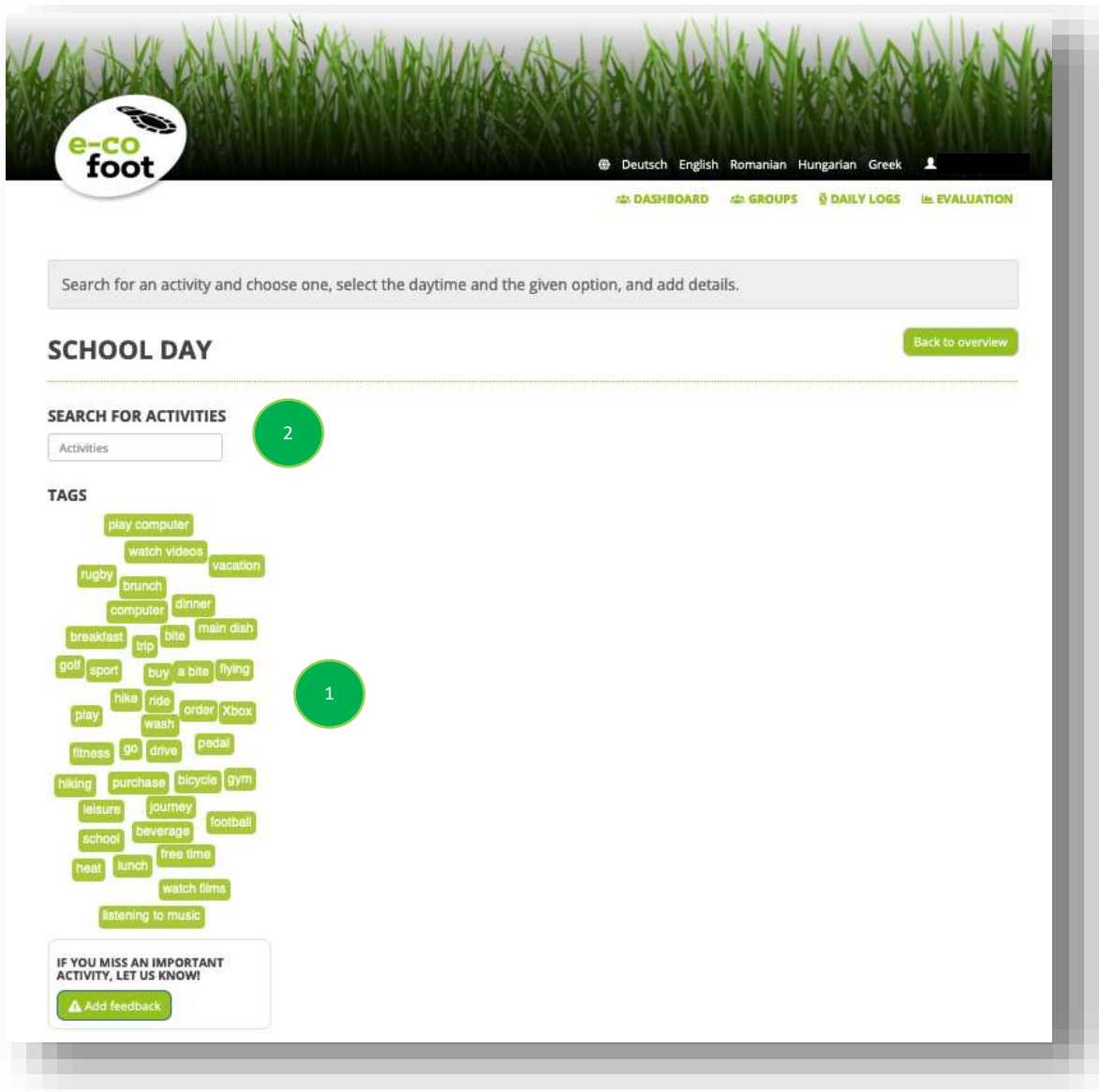
On your Dashboard is now your first daily log, which you can edit by clicking on “**Edit log**”



The screenshot shows a dashboard card titled 'School Day' with '17 activities'. There is a 'Duplicate daily log' button. Below the card, there are four buttons: 'Edit log' (circled in red), 'Edit information', 'Mark as complete', and 'Delete'.

In the activities page you can enter all activities of your day by...

1. clicking on a tag in the tagcloud or
2. entering an activity in the search-bar



By clicking on an activity a pop-up window shows you details to choose from. After you have selected the appropriate entries leave the window with the button **“Save activity”** in the end of the scroll window.

Only integer values are allowed for number-type answers

Daytime \*

Morning

How much food of your meal with fruits and/or vegetables did you waste? \*

very consequent less foodwaste

Is your meal with fruits and/or vegetables organic? \*

yes


Size of your meal with fruits and/or vegetables \*

average

Save activity

Close

Then the activity is saved in the daily log timeline and your used global square meter are shown. The activity can be edited with the button “**Edit**” to see the difference of the Ecological Footprint with different choices on the spot.



The screenshot shows the e-co foot website interface. At the top, there's a navigation bar with the e-co foot logo, a 'calculator' link, and the website URL 'www.e-co-foot.eu'. Below this, a search bar prompts the user to 'Search for an activity and choose one, select the daytime and the given option, and add details.' The main content area is titled 'SCHOOL DAY' and includes a 'Back to overview' button. On the left, there's a 'SEARCH FOR ACTIVITIES' section with a text input field and a 'TAGS' section displaying a cloud of activity-related terms like 'jogging', 'listening to music', 'play computer', 'watch videos', 'football', 'computer', 'fitness', 'lunch', 'bicycle', 'sport', 'rugby', 'main dish', 'hike', 'buy', 'bite', 'love', 'a bite', 'ride', 'order', 'dinner', 'joy', 'journey', 'wash', 'trip', 'play', 'leisure', 'go', 'drive', 'pedal', 'hiking', 'school', 'purchase', 'cool', 'brunch', 'beverage', 'flying', 'breakfast', 'free time', 'gym', 'consumption', 'watch films', and 'Playstation'. A note at the bottom left says 'IF YOU MISS AN IMPORTANT ACTIVITY, LET US KNOW!' with an 'Add feedback' button. The right side of the page shows a detailed view of an activity entry for 'Morning'. The entry is titled 'EAT A MEAL WITH ONLY FRUITS AND/OR VEGETABLES' and contains three text fields: 'How much food of your meal with fruits and/or vegetables did you waste? : very consequent less foodwaste', 'Is your meal with fruits and/or vegetables organic? : yes', and 'Size of your meal with fruits and/or vegetables : average'. Below these fields, the value '0,5 gm2' is displayed and circled in green. To the right of this value are 'Edit' and 'Delete' buttons, also circled in green.

To add a new entry to this daily log start again with the tagcloud or the search bar.


## Evaluation for Students

By clicking on the button "Evaluation" in the website top, you open the evaluation overview.

The Evaluation overview has three possibilities:

1. Quick evaluation for each day
2. Comparative evaluation
3. Yearly schedules





[Deutsch](#)
[English](#)
[Romanian](#)
[Hungarian](#)
[Greek](#)

[DASHBOARD](#)
[GROUPS](#)
[DAILY LOGS](#)
[EVALUATION](#)

## EVALUATION

Evaluations show your footprint results as tables and graphs:

Quick evaluations help you to analyse your daily logs - which activities contribute more, which contribute less towards your daily footprint?

Comparison of daily logs help you to optimize - e.g. compare your average day with a ""super footprint day".

You can also compose yearly schedules by one or several daily logs and estimate your yearly footprint.

### QUICK EVALUATIONS

School Day

17 activities

[Evaluate](#)

Weekend Day

6 activities

[Evaluate](#)

Holiday Day

13 activities

[Evaluate](#)

---

### COMPARATIVE EVALUATION

You can select and compare your daily logs.

### YEARLY SCHEDULES

2020

0 dailies added

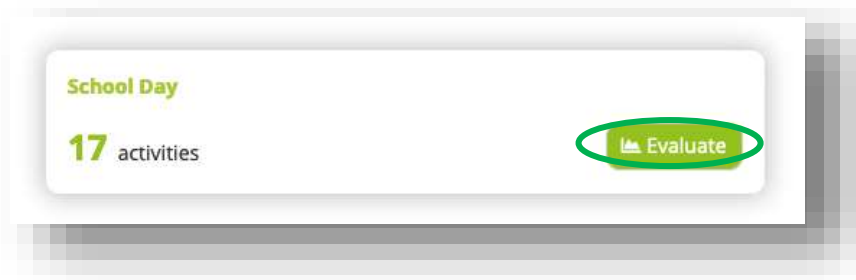
[Edit yearly schedule](#)
[Edit info](#)

[Evaluate](#)
[Delete](#)

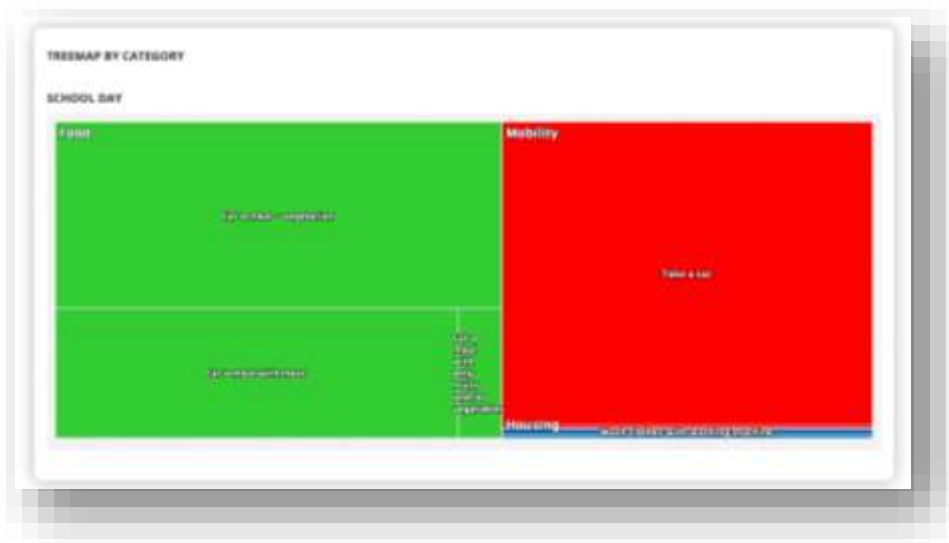
[CREATE SCHEDULE](#)

## Quick evaluation

By clicking the button “**Evaluate**” on one of your daily logs you get a new site with...



1. A **treemap** of your activities which visualizes your daily footprint.



2. A **table** of your activities summarized by category and activity.

CALCULATED VALUES		
BY CATEGORY		
	Value [gm2]	%
	School Day	
Food	12,5	54,8
Consumption	0,0	0,0
Housing	0,3	1,3
Mobility	10,0	43,9
Sum per day	22,7	100%
Sum per year	8302,0	
BY ACTIVITY		
	Value [gm2]	%
	School Day	
Have a drink	0,0	0,0
Be happy	0,0	0,0
Talk to each other	0,0	0,0
Eat a meal - vegetarian	7,3	32,1
Use of electronic devices	0,0	0,1
Wash dishes with dishwasher	0,0	0,0
Walk	0,0	0,0
Take a car	9,9	43,5
Wash clothes with washing machine	0,2	1,0
Eat a meal with meat	4,6	20,4
Eat a meal with only fruits and/or vegetables	0,5	2,3
Take a bath	0,1	0,3
Own a pet	0,0	0,0
Take a bike	0,1	0,4
Sum per day	22,7	100%
Sum per year	8302,0	

3. Information on your personal **overshoot day**.

This the calculated day you have used up the natural supplies that are supposed to last for a whole year. This does not mean that, there will be nothing left to eat for you after this date, but that from then you will live on the supplies of the next generations and at the expense of nature and the disadvantaged three quarters of the world's population.

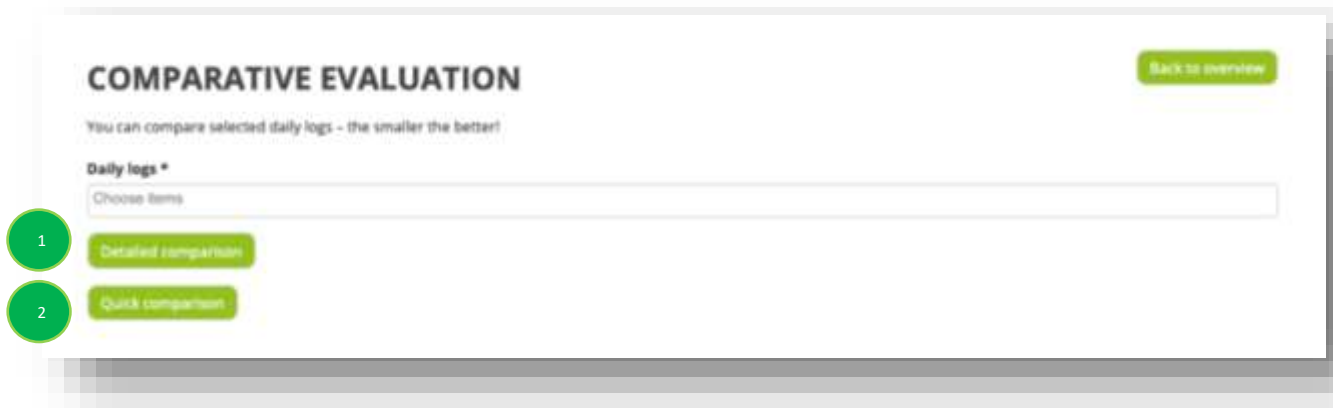
This personal day is derived from the world overshoot day – indicating your fair share which is calculated every year from the Global Footprint Network. In 2019 it was on the 29th of July.

If at the end of your daily log the date is 31.12. your activities are below the threshold. Check again, did you really log all your activities today?

If it's correct, you've done the environment a good job! Bravo!

## Comparative evaluation

With a click on the button “**You can select and compare your daily logs**” you will open your comparative evaluation site. Here you select the daily logs which you want to compare with each other. After that there are two possibilities of comparison, each to start with a button.

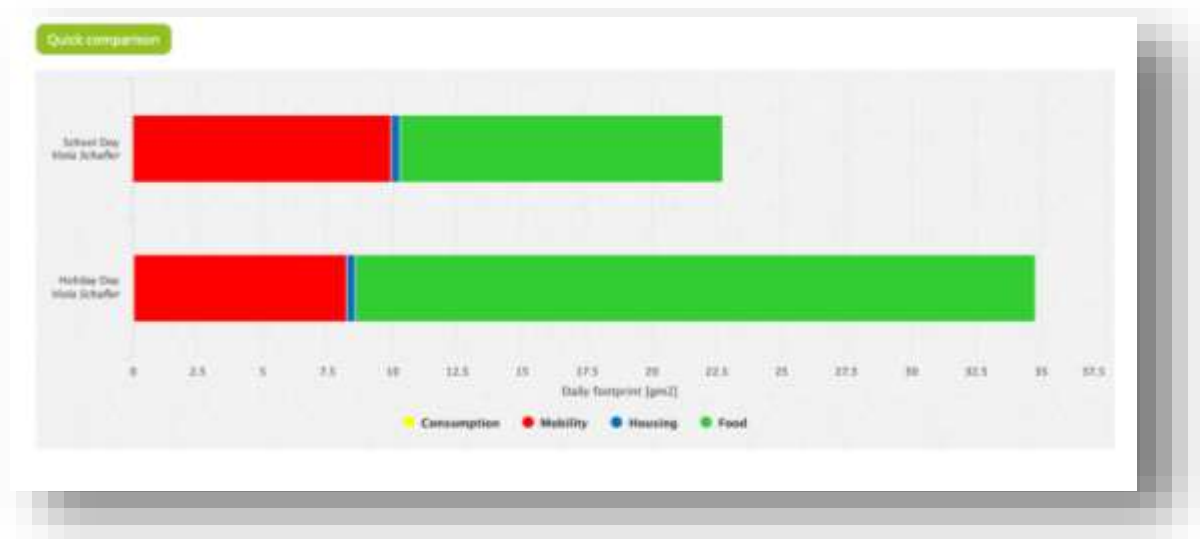


### 1. Detailed comparison

A page will be created where all your selected logs are compared. The different treemaps, tables and overshoot days are shown.

### 2. Quick comparison

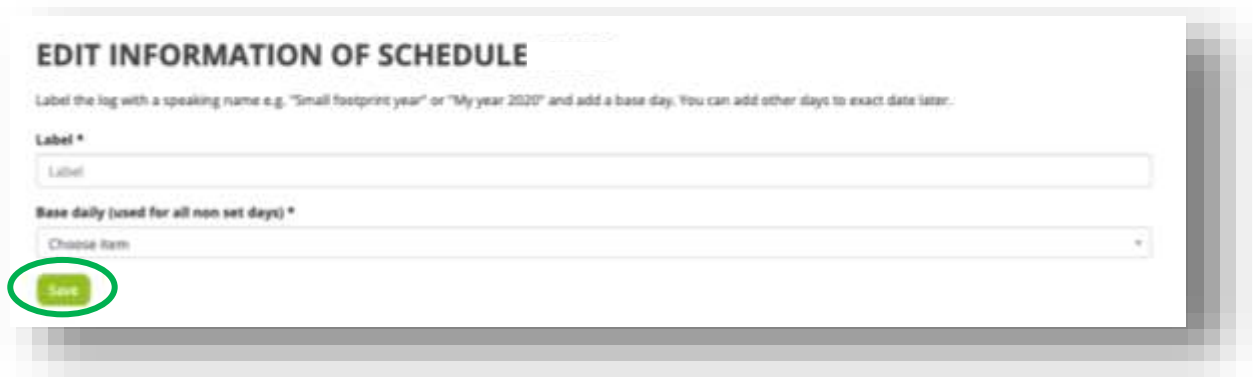
This comparison shows a bar chart with your selected daily logs. The daily footprints in global square meters can be compared in a glance. The shares of the Footprint categories are also shown in color.





## Yearly schedule

As first step click the button **“Create Schedule”**. To add a yearly schedule enter a label, which will be shown on the overview page and choose as a basis one of your daily logs which fits best as an average. This will be used for each day where you do not set a daily log in the next step. With clicking **“Save”** you will return to the overview-page.



**EDIT INFORMATION OF SCHEDULE**

Label the log with a speaking name e.g. "Small footprint year" or "My year 2020" and add a base day. You can add other days to exact date later.

**Label \***

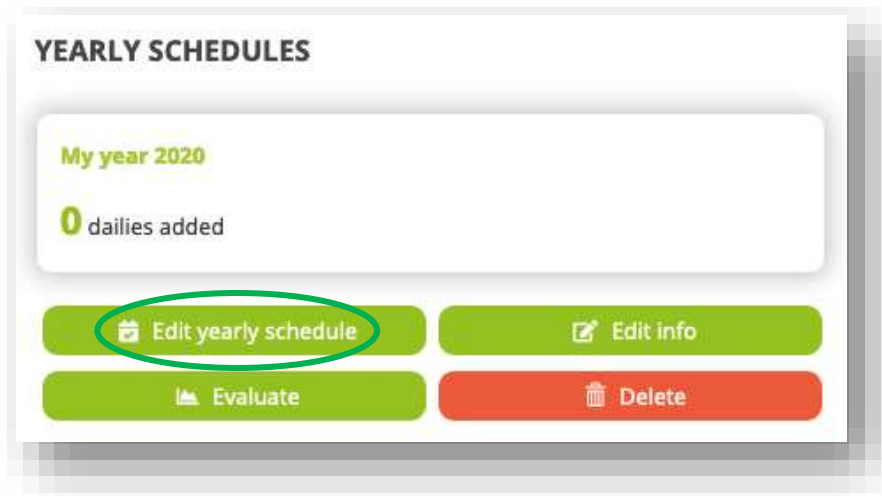
Label

**Base daily (used for all non set days) \***

Choose item

**Save**

Back at the evaluation overview page you see now your created yearly schedule. Click on the button **“edit yearly schedule”** to open this site.



**YEARLY SCHEDULES**

**My year 2020**

**0** dailies added

**Edit yearly schedule** **Edit info**

**Evaluate** **Delete**

## MY YEAR 2020

Base daily log: School Day

Please click on days that you want to assign with a different log than the base daily log!  
By pressing and holding down the left mouse button you can save multiple day events in the calendar.

January							February							March							April						
Su	Mo	Tu	We	Th	Fr	Sa	Su	Mo	Tu	We	Th	Fr	Sa	Su	Mo	Tu	We	Th	Fr	Sa	Su	Mo	Tu	We	Th	Fr	Sa
			1	2	3	4							1														
5	6	7	8	9	10	11	2	3	4	5	6	7	8	8	9	10	11	12	13	14	5	6	7	8	9	10	11
12	13	14	15	16	17	18	9	10	11	12	13	14	15	15	16	17	18	19	20	21	12	13	14	15	16	17	18
19	20	21	22	23	24	25	16	17	18	19	20	21	22	22	23	24	25	26	27	28	19	20	21	22	23	24	25
26	27	28	29	30	31		23	24	25	26	27	28	29	29	30	31					26	27	28	29	30		

May							June							July							August						
Su	Mo	Tu	We	Th	Fr	Sa	Su	Mo	Tu	We	Th	Fr	Sa	Su	Mo	Tu	We	Th	Fr	Sa	Su	Mo	Tu	We	Th	Fr	Sa
					1	2							1														1
3	4	5	6	7	8	9	7	8	9	10	11	12	13	5	6	7	8	9	10	11	2	3	4	5	6	7	8
10	11	12	13	14	15	16	14	15	16	17	18	19	20	12	13	14	15	16	17	18	9	10	11	12	13	14	15
17	18	19	20	21	22	23	21	22	23	24	25	26	27	19	20	21	22	23	24	25	16	17	18	19	20	21	22
24	25	26	27	28	29	30	28	29	30					26	27	28	29	30	31		23	24	25	26	27	28	29
31																					30	31					

September							October							November							December						
Su	Mo	Tu	We	Th	Fr	Sa	Su	Mo	Tu	We	Th	Fr	Sa	Su	Mo	Tu	We	Th	Fr	Sa	Su	Mo	Tu	We	Th	Fr	Sa
					1	2							1														1
6	7	8	9	10	11	12	4	5	6	7	8	9	10	8	9	10	11	12	13	14	6	7	8	9	10	11	12
13	14	15	16	17	18	19	11	12	13	14	15	16	17	15	16	17	18	19	20	21	13	14	15	16	17	18	19
20	21	22	23	24	25	26	18	19	20	21	22	23	24	22	23	24	25	26	27	28	20	21	22	23	24	25	26
27	28	29	30				25	26	27	28	29	30	31	29	30						27	28	29	30	31		

 Evaluate

By clicking on a date you will get a pop-up-window to choose which of your daily logs you want to assign. You can also choose multiple consecutive at a time by pressing and holding down the left mouse button in the calendar.

Choose daily for selected days \*

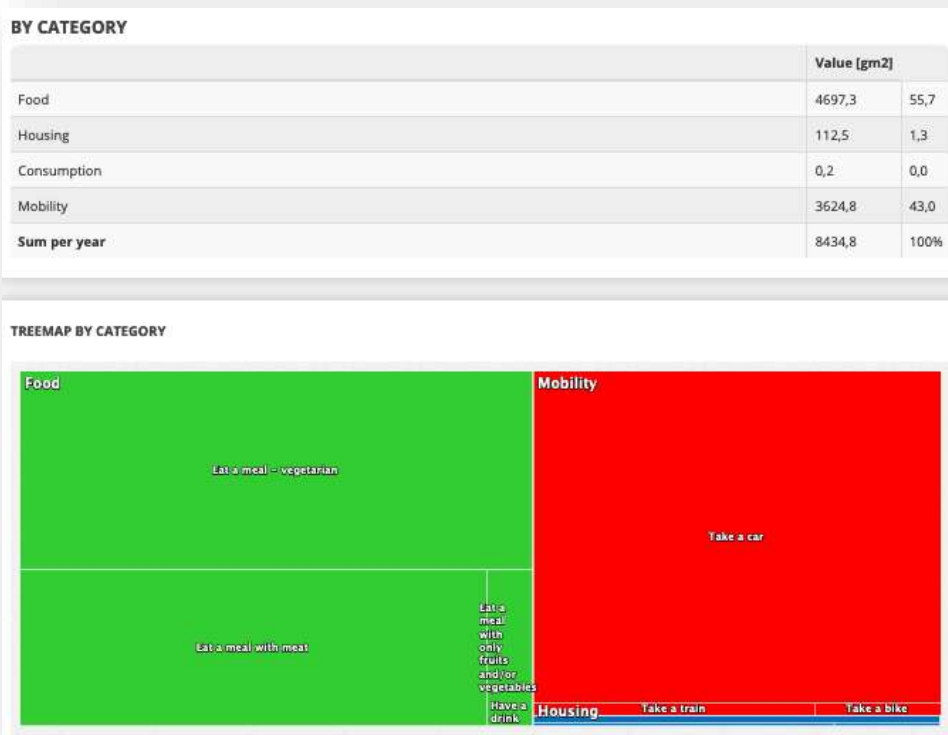
You can see deviating days at a glance.

### MY YEAR 2020

Base daily log: School Day

Please click on days that you want to assign with a different log than the base daily log!  
By pressing and holding down the left mouse button you can save multiple day events in the calendar.

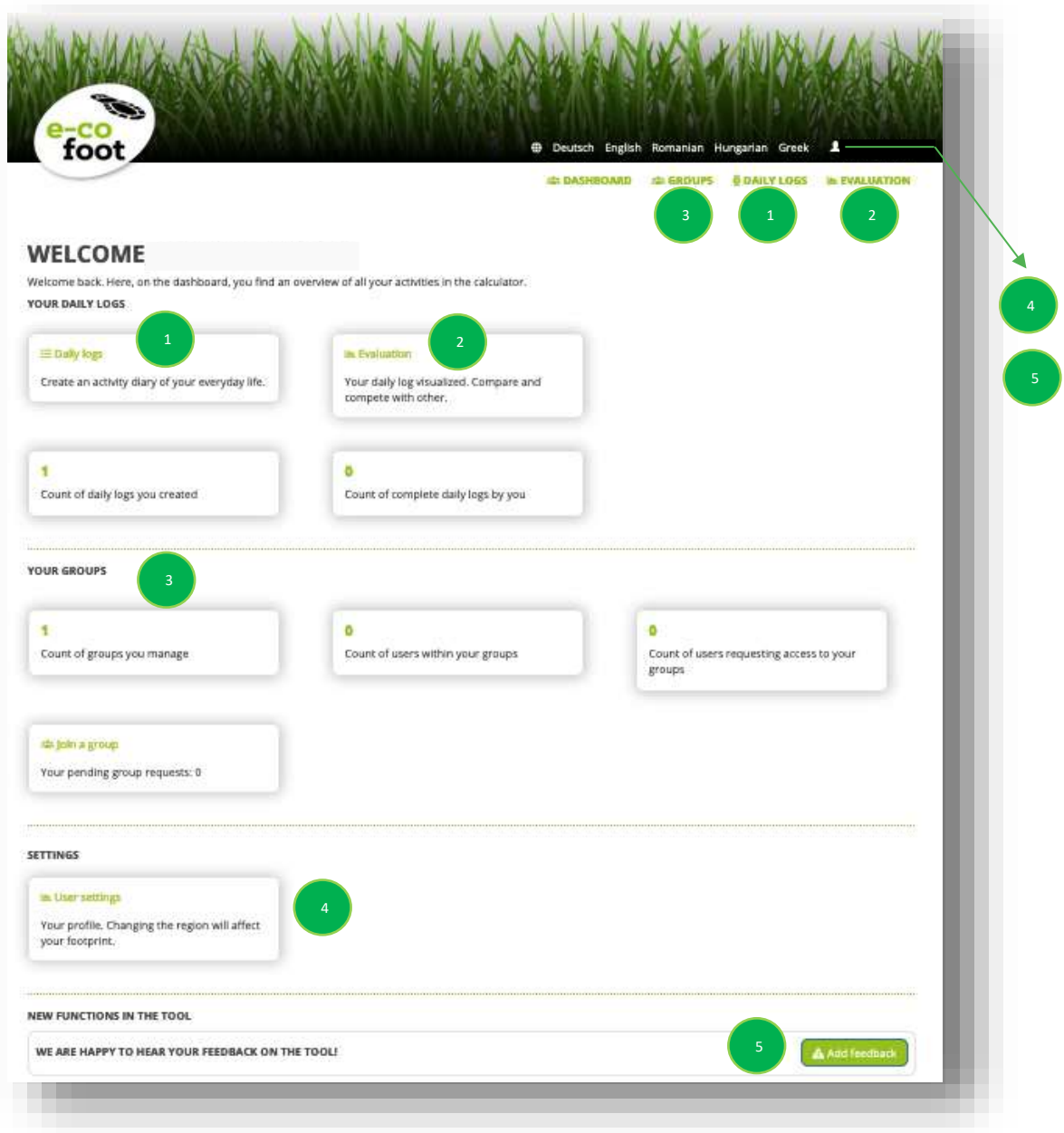
Click the button “**Evaluate**” to start your year evaluation. The evaluation follows the same scheme as in the quick evaluation (tables and treemap) but gives a more realistic look at your Ecological Footprint in the yearly view.



## Teacher Account

The difference to the student view is that teachers see a different group view.

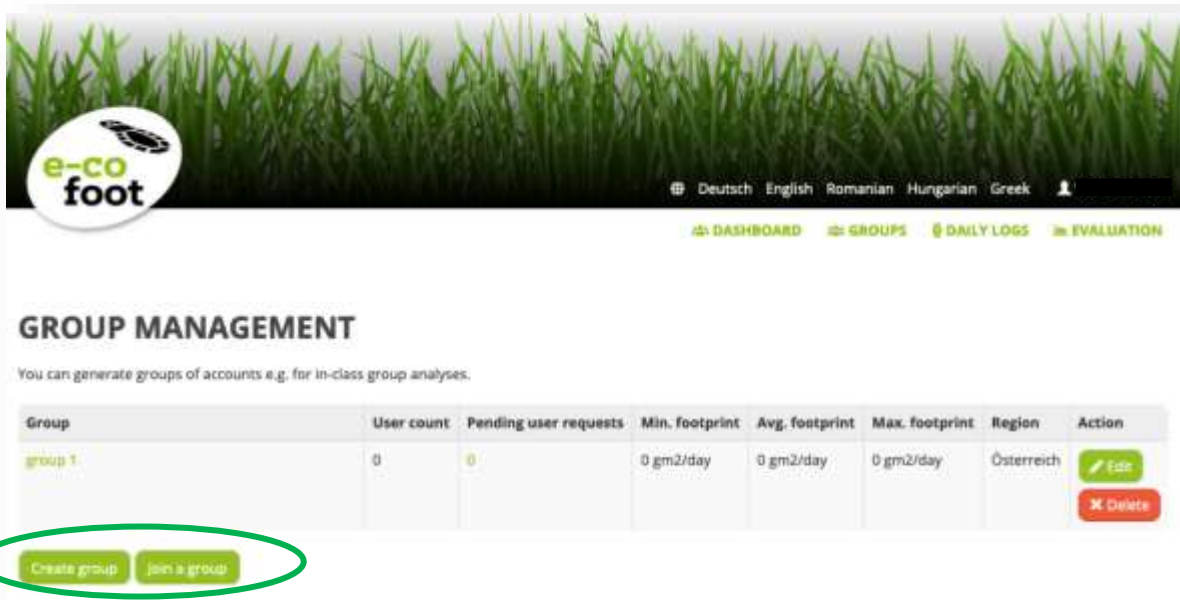
The number of groups you manage and how many daily logs where posted within is displayed.



## Groups For Teachers

With the user rights of a teacher you have the menu “group management” after you click on the button “**Groups**” in the website header. There you can create a group for your class. It also gives you a table of information on the smallest, biggest and average Ecological Footprint of all users.





**GROUP MANAGEMENT**

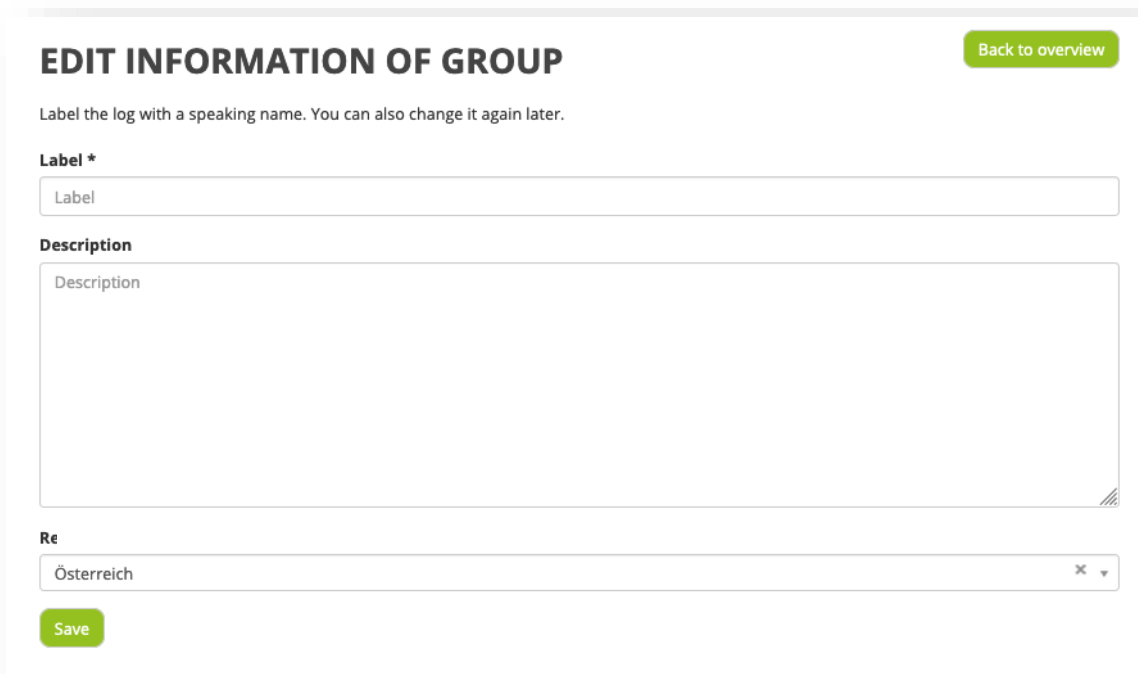
You can generate groups of accounts e.g. for in-class group analyses.

Group	User count	Pending user requests	Min. footprint	Avg. footprint	Max. footprint	Region	Action
group 1	0	0	0 gm2/day	0 gm2/day	0 gm2/day	Österreich	<a href="#">Edit</a> <a href="#">Delete</a>

[Create group](#)
[Join a group](#)

## Create a group

On the subpage, that opens upon clicking the button “**create group**” you can name your group, add a description and choose your region.



**EDIT INFORMATION OF GROUP** [Back to overview](#)

Label the log with a speaking name. You can also change it again later.

**Label \***

Label

**Description**

Description

**Re**

Österreich

[Save](#)

After saving your group it will be in the overview table. In the table you can edit (button “**Edit**”) delete those groups.

## Group requests

If a student or a other user had sent you a request you can see this in your group management overview table in column “Pending user requests”

Group	User count	Pending user requests	Min. footprint	Avg. footprint	Max. footprint	Region	Action
group 1	0	0	0 gm2/day	0 gm2/day	0 gm2/day	Österreich	<a href="#">Edit</a> <a href="#">Delete</a>

When you click on the outstanding request number a subsite will open. There you can see a table with a list of names. In the Action column you can choose between the buttons “**Accept**” and “**Decline**” for and against the registration of the respective student.

GROUP REQUESTS FOR GROUP GROUP 1			<a href="#">Back to group overview</a>
Show 50 entries	Search:		
User	Region	Action	
	Österreich	<a href="#">Accept</a> <a href="#">Decline</a>	
Showing 1 to 1 of 1 entries			<a href="#">Clipboard</a> <a href="#">Excel</a> <a href="#">CSV</a> <a href="#">Columns</a>
		Previous	Next

## Create comparisons of **student's** daily logs

Clicking on one **group name** in the group management, you see an overview how many logs and how many schedules your students have edited.

## GROUP 1

[Back to group overview](#)

**i** This page provides an overview of the activities of the members of your group. For analyzing logs please click on the button "Compare the users daily logs".

Group	User count	Min. footprint	Avg. footprint	Max. footprint	Region
group 1	1	22,75 gm2/day	22,75 gm2/day	22,75 gm2/day	Österreich

### GROUP 1

User	Daily logs	Schedules	Daily activities
	3 (3 complete)	1	36

Showing 1 to 1 of 1 entries

[Clipboard](#)
[Excel](#)
[CSV](#)

[Columns](#)

[Compare the users daily logs](#)

By clicking on the button “[Compare the users daily logs](#)” you get to a subpage, where you can choose logs from each user.

## EVALUATION OF GROUP GROUP 1

[Back to group overview](#)

You can compare selected daily logs - the smaller the better!

### Daily logs \*

Choose items

[Detailed comparison](#)

[Quick comparison](#)

Two kinds of comparisons are available.

### 1. Detailed comparison

The evaluation is a list, where each students' results are in one column to make comparisons that are a good basis for discussions. The tables are divided in a category and an activity section. You also can see the different treemaps and overshoot days.

### 2. Quick comparison

This comparison shows the different daily logs as a bar chart. The measurement is in global square meters and the different colors are marking the footprint categories.

## Your Groups

Back at the group management site there is the button “**Join a group**” with which you get to an overview table with two different sections.

### GROUPS YOU ARE PART OF

Show  entries

Search:

Group	Description	Region
No data available in table		

Showing 0 to 0 of 0 entries

Clipboard Excel CSV Columns

Previous Next

### JOIN GROUPS

Show  entries

Search:

Group	Description	Region	Action
3 σχολείο	το σχολειο μου	Ελλάδα	<a href="#">Request access</a>
3HL	HLW Krieglach	Österreich	<a href="#">Request access</a>
7. évfolyam Kapcsolódó V. Zsuzsa		Hungary	<a href="#">Request access</a>
A few days for future	Online Firmvorbereitung zum Thema "Schöpfungsverwaltung"	Österreich	<a href="#">Request access</a>
Béni Balog B. o.		Hungary	<a href="#">Request access</a>
Class A	School XY Subject Economy	Österreich	<a href="#">Request access</a>
Digitale Footprint Education		Österreich	<a href="#">Request access</a>
Elevi		Romania	<a href="#">Request access</a>
group 1		Österreich	<a href="#">Request access</a>
Klasse 1 A	SchülerInnen-Projekt im Unterrichtsfach Geografie	Österreich	<a href="#">Request access</a>

Showing 1 to 10 of 26 entries

Clipboard Excel CSV Columns

Previous **1** 2 3 Next

### 1. Groups you are part of

Here are the groups shown in which you are already participating in.

### 2. Join groups

This table shows groups you can join in the future. With the button “**Request access**” you can send a request to a group leader if she/he will accept you in the group.

## Daily logs for teachers

Please see Manual Chapter [Daily logs for Students](#) the functions are the same for teachers as for students.

## Evaluation for teachers

Please see Manual Chapter [Evaluation for Students](#) in this evaluation section the functions are the same for teachers as for students. Here you can compare only your own daily logs.

If you wish to compare daily logs of your students or other group members, please see Manual Chapter [Groups For Teachers](#).

## FAQ

---

### Where do the values come from?

The data provided for this calculator gives indicative information for different activities (and its lifestyle) based on in literature available life-cycle-assessment data (bottom up) and national footprint data from global footprint network and Footprint Calculator for Austria (top-down). The data was lined up also with data of the 1ha workshop, which is part of the courses. Also included is the gathered data of national statistics of the participating countries. Activities including the use of electric energy are scaled due to national data in  $\text{gm}^2/\text{kWh}$ . Therefore the same activity can have a different Ecological Footprint in different Countries.

For further questions according to the data please contact [office@footprint.at](mailto:office@footprint.at)

### What does overshoot day mean? How is this calculated?

Earth Overshoot Day marks the date when humanity's demand for ecological resources and services in a given year exceeds what Earth can regenerate in that year. We maintain this deficit by liquidating stocks of ecological resources and accumulating waste, primarily carbon dioxide in the atmosphere. Earth Overshoot Day is hosted and calculated by [Global Footprint Network](#), an international research organization that provides decision-makers with a menu of tools to help the human economy operate within Earth's ecological limits. (More information: [www.overshootday.org](http://www.overshootday.org))



**Why is the grey footprint not included?**

The tool is targeted at the daily routines and focused on the effectiveness on youth's possibility of action. It shows that individual daily actions make a difference, but nonetheless political actions are key to success.

**Why is there no possibility to buy food?**

Food is categorized under „Eat a meal“, as kids and youth often consume food, but are not the ones who shop for it.