



# Client Vitals Completeness

Showing all **active** clients created at selected Service Providers.  
Service Provider(s): Region of Oz, Wonderland Shelter

## Overall Client Vitals Completeness

		Overall Completeness
<b>Data Point</b>	Date of Birth	<b>62.5%</b>
	Gender Identity	<b>95.8%</b>
	Indigenous Identity	<b>95.8%</b>
	Veteran Status	<b>87.5%</b>
	Citizenship Status	<b>95.8%</b>
	Geographic Region	<b>25.0%</b>
	Country of Birth	<b>75.0%</b>
	Province of Birth	<b>41.7%</b>
	City of Birth	<b>33.3%</b>

Colour coding:



## Distribution of Missing Field Count

Showing the number of clients who have X number of missing fields





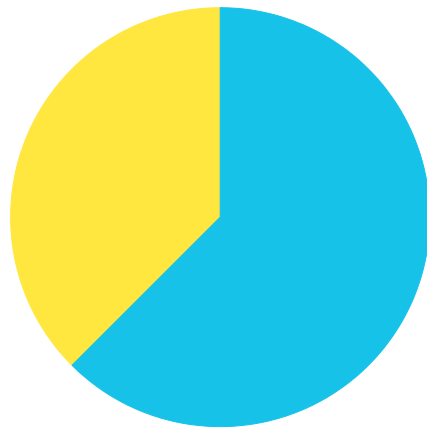
# Client Vitals Completeness

Showing all **active** clients created at selected Service Providers.

## Date of Birth Completeness

*Date of birth is considered unknown when the birthdate is January 1, which is what happens when the "Approximate Age" field is used.*

### Percentage of Clients with Known Date of Birth



■ Known	62.5%
■ Unknown	37.5%
Total:	100.0%

	<b>Known</b>		<b>Unknown</b>		<b>Total</b>	
Region of Oz	14	60.9%	9	39.1%	23	100.0%
Wonderland Shelter	1	100.0%	0	.0%	1	100.0%
<b>Total</b>	<b>15</b>	<b>62.5%</b>	<b>9</b>	<b>37.5%</b>	<b>24</b>	<b>100.0%</b>



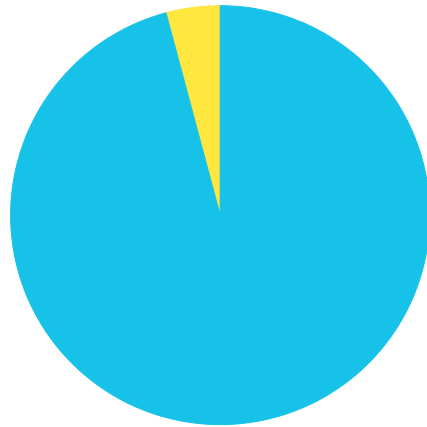
# Client Vitals Completeness

Showing all **active** clients created at selected Service Providers.

## Gender Identity Completeness

*Gender is considered unknown when the Gender field is "Unknown" or a custom value that rolls up to "Unknown."*

### Percentage of Clients with Known Gender Identity



■ Known	95.8%
■ Unknown	4.2%
Total:	100.0%

	Known		Unknown		Total	
Region of Oz	22	95.7%	1	4.3%	23	100.0%
Wonderland Shelter	1	100.0%	0	.0%	1	100.0%
<b>Total</b>	<b>23</b>	<b>95.8%</b>	<b>1</b>	<b>4.2%</b>	<b>24</b>	<b>100.0%</b>



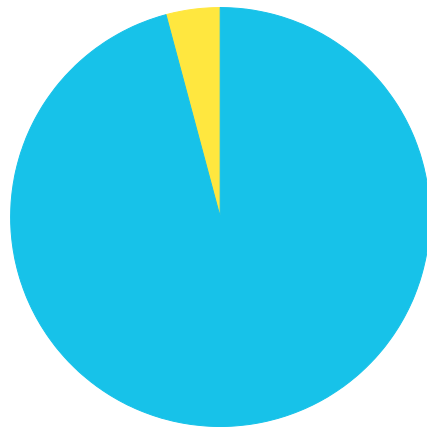
# Client Vitals Completeness

Showing all **active** clients created at selected Service Providers.

## Indigenous Identity Completeness

*Indigenous identity is considered unknown when the Indigenous Status field is "Unknown" or a custom value that rolls up to "Unknown."*

### Percentage of Clients with Known Indigenous Identity



■ Known	95.8%
■ Unknown	4.2%
Total:	100.0%

	Known		Unknown		Total	
Region of Oz	22	95.7%	1	4.3%	23	100.0%
Wonderland Shelter	1	100.0%	0	.0%	1	100.0%
<b>Total</b>	<b>23</b>	<b>95.8%</b>	<b>1</b>	<b>4.2%</b>	<b>24</b>	<b>100.0%</b>



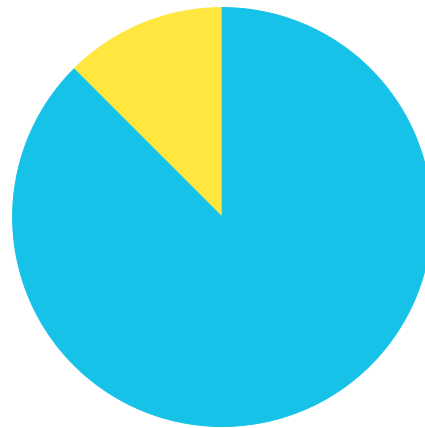
# Client Vitals Completeness

Showing all **active** clients created at selected Service Providers.

## Veteran Status Completeness

*Veteran status is considered unknown when the Veteran Status field is "Unknown / Not Asked" or "Undeclared / Refused" or a custom value that rolls up to either of those options.*

### Percentage of Clients with Known Veteran Status



■ Known	87.5%
■ Unknown	12.5%
Total:	100.0%

	Known		Unknown		Total	
Region of Oz	20	87.0%	3	13.0%	23	100.0%
Wonderland Shelter	1	100.0%	0	.0%	1	100.0%
<b>Total</b>	<b>21</b>	<b>87.5%</b>	<b>3</b>	<b>12.5%</b>	<b>24</b>	<b>100.0%</b>



# Client Vitals Completeness

Showing all **active** clients created at selected Service Providers.

## Citizenship Status Completeness

*Citizenship status is considered unknown when the Citizenship/Immigration Status field is "Undeclared" or a custom value that rolls up to "Undeclared."*

### Percentage of Clients with Known Citizenship Status



	<b>Known</b>		<b>Unknown</b>		<b>Total</b>	
Region of Oz	22	95.7%	1	4.3%	23	100.0%
Wonderland Shelter	1	100.0%	0	.0%	1	100.0%
<b>Total</b>	<b>23</b>	<b>95.8%</b>	<b>1</b>	<b>4.2%</b>	<b>24</b>	<b>100.0%</b>



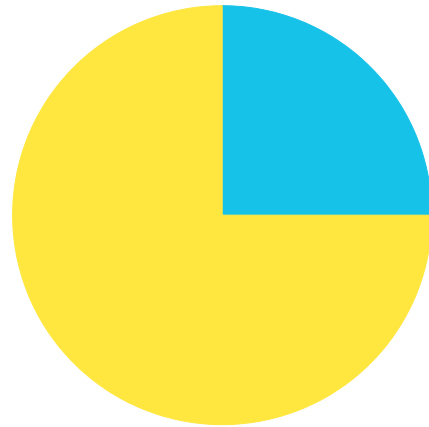
# Client Vitals Completeness

Showing all **active** clients created at selected Service Providers.

## Geographic Region Completeness

*Geographic region is considered unknown when the Geographic Region field is blank.*

### Percentage of Clients with Known Geographic Region



Known	25.0%
Unknown	75.0%
Total:	100.0%

	Known		Unknown		Total	
Region of Oz	6	26.1%	17	73.9%	23	100.0%
Wonderland Shelter	0	.0%	1	100.0%	1	100.0%
<b>Total</b>	<b>6</b>	<b>25.0%</b>	<b>18</b>	<b>75.0%</b>	<b>24</b>	<b>100.0%</b>



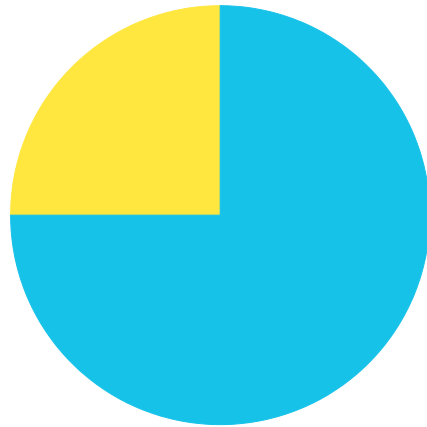
# Client Vitals Completeness

Showing all **active** clients created at selected Service Providers.

## Country of Birth Completeness

*Country of birth is considered unknown when the Country of Birth field is blank.*

### Percentage of Clients with Known Country of Birth



■ Known	75.0%
■ Unknown	25.0%
Total:	100.0%

	Known		Unknown		Total	
Region of Oz	17	73.9%	6	26.1%	23	100.0%
Wonderland Shelter	1	100.0%	0	.0%	1	100.0%
<b>Total</b>	<b>18</b>	<b>75.0%</b>	<b>6</b>	<b>25.0%</b>	<b>24</b>	<b>100.0%</b>





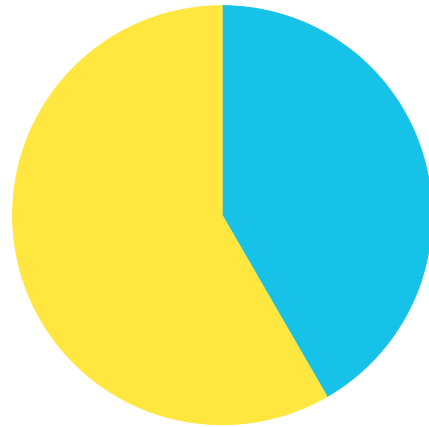
# Client Vitals Completeness

Showing all **active** clients created at selected Service Providers.

## Province/Territory of Birth Completeness

*Province/territory of birth is considered unknown when the Province/Territory of Birth/State field is blank.*

### Percentage of Clients with Known Province/Territory of Birth



Known	41.7%
Unknown	58.3%
Total:	100.0%

	Known		Unknown		Total	
Region of Oz	10	43.5%	13	56.5%	23	100.0%
Wonderland Shelter	0	.0%	1	100.0%	1	100.0%
<b>Total</b>	<b>10</b>	<b>41.7%</b>	<b>14</b>	<b>58.3%</b>	<b>24</b>	<b>100.0%</b>



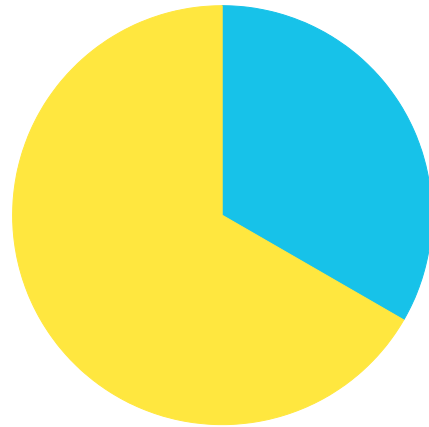
# Client Vitals Completeness

Showing all **active** clients created at selected Service Providers.

## City of Birth Completeness

*City of birth is considered unknown when the City of Birth field is blank.*

### Percentage of Clients with Known City of Birth



Known	33.3%
Unknown	66.7%
Total:	100.0%

	Known		Unknown		Total	
Region of Oz	8	34.8%	15	65.2%	23	100.0%
Wonderland Shelter	0	.0%	1	100.0%	1	100.0%
<b>Total</b>	<b>8</b>	<b>33.3%</b>	<b>16</b>	<b>66.7%</b>	<b>24</b>	<b>100.0%</b>



# Client Vitals Completeness

Showing all **active** clients created at selected Service Providers.

## Average Missing Fields per Client, by Service Provider and User

		<b>Total</b>	
		<b>Number of Entered Clients</b>	<b>Average Number of Missing Fields</b>
<b>Region of Oz</b>	Admin	20	3.1
	hastur	3	1.7
	<b>Subtotal</b>	<b>23</b>	<b>2.9</b>
<b>Wonderland Shelter</b>	Sam	1	3.0
	<b>Subtotal</b>	<b>1</b>	<b>3.0</b>
<b>Total</b>		<b>24</b>	<b>2.9</b>



# Client Vitals Completeness

Showing all **active** clients created at selected Service Providers.

## Top 15 Clients with Missing Data

	DOB	Gender	Indigenous	Veteran	Citizenship	Geographic Region	Country Of Birth	Province Of Birth	City Of Birth	Missing Values
25	2004-01-01	Male	First Nations: Off-reserve	Not a Veteran	Canadian Citizen - Born in Canada					5
31	2008-01-01	Male	First Nations: Off-reserve	Not a Veteran	Canadian Citizen - Born in Canada					5
36	2015-01-01	Male	Non-Indigenous	Not a Veteran	Canadian Citizen - Born in Canada					5
2	1977-01-01	Male	First Nations: Off-reserve	Not a Veteran	Permanent Resident /		Canada			4
3	1987-01-01	Female	Inuit	Veteran - Allies	Refugee		Canada			4
9	1959-02-04	Unknown	Non-Status	Not a Veteran	Permanent Resident /		South Africa (Republic of)			4
20	1902-04-16	Male	Non-Status	Veteran - Canadian	Canadian Citizen - Born in Canada					4
21	1915-07-13	Male	Métis	Not a Veteran	Permanent Resident /					4
23	2008-03-11	Male	First Nations: Off-reserve	Not a Veteran	Canadian Citizen - Born in Canada					4
26	1965-01-01	Male	Non-Indigenous	Veteran - Canadian	Permanent Resident /		Japan			4
5	1963-07-18	Male	Unknown	Undeclared / Refused	Undeclared	This Community	Canada	Prince Edward Island	Borden	3
6	1985-05-28	Female	Non-Indigenous	Not a Veteran	Permanent Resident /		Iran			3
8	1991-07-01	Female	First Nations: On-reserve	Not a Veteran	Refugee Claimant		Brazil			3
10	1951-01-01	Male	First Nations: On-reserve	Veteran - Allies	Refugee Claimant	Other Province	Bulgaria			3
16	1972-06-05	Female	Non-Indigenous	Not a Veteran	Canadian Citizen - Born in Canada		Canada			3