



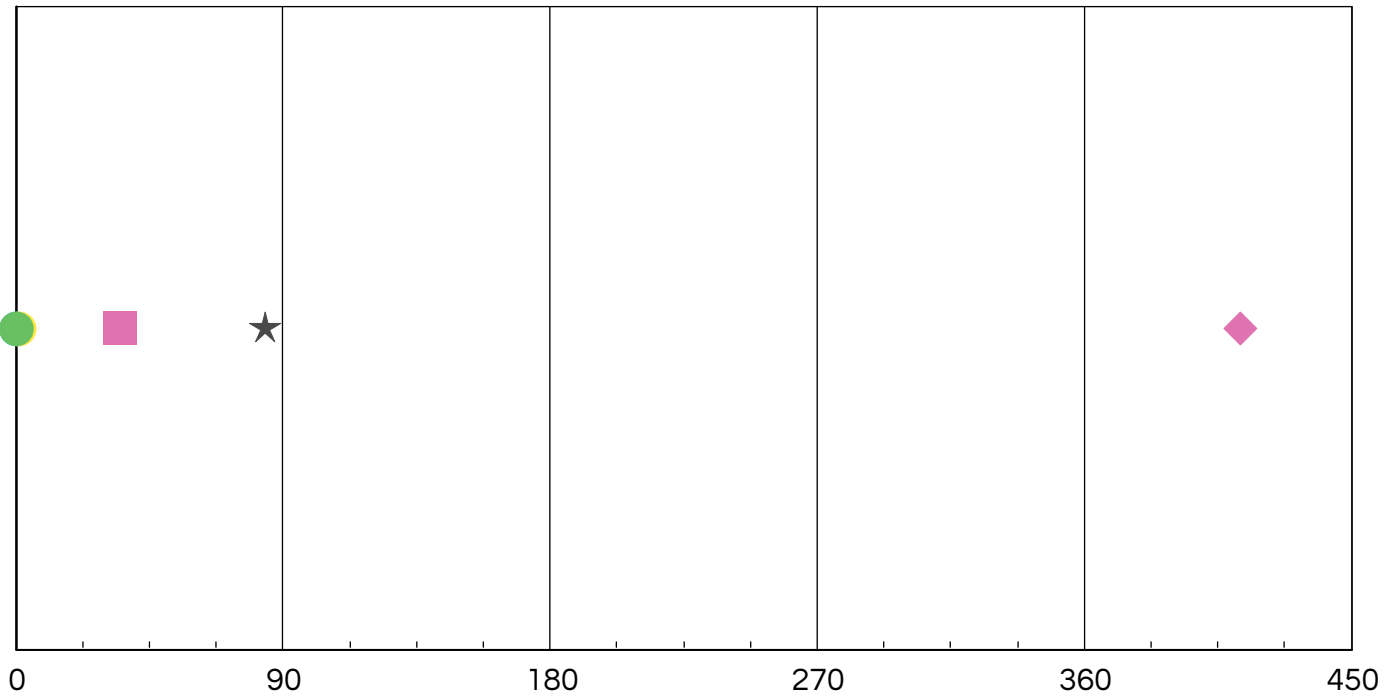
VI-SPDAT Timeliness

Showing clients served at selected Service Providers
From February 28, 2017 to February 28, 2022

Service Provider(s): Region of Oz, Wonderland Shelter, Never Never Land, My Service Provider, Secret Organization

Intake Type(s): VI-SPDAT_V2, VI-F-SPDAT_V2, TAY-VI-SPDAT_V1

Typical Timeline of Milestones



- File Created
- Explicit Consent
- ◆ CA Consent
- First Shelter Book-In
- First Time Homeless
- ★ Intake



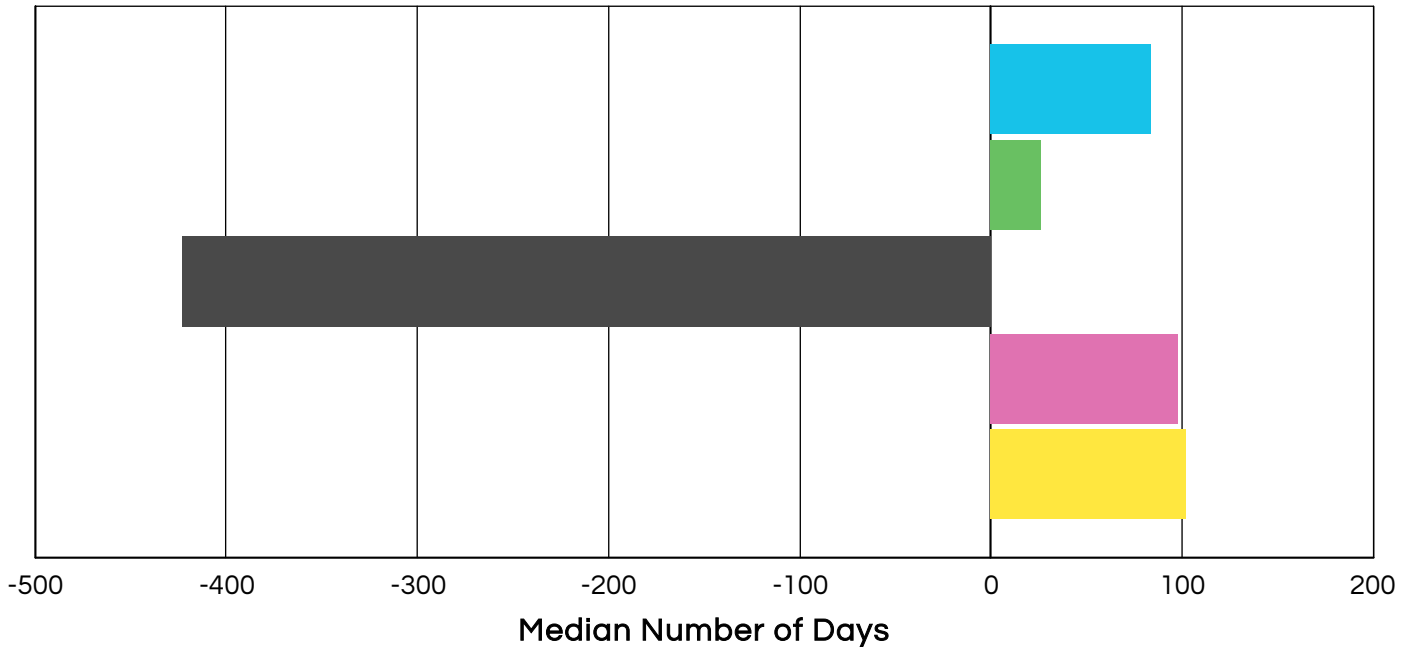
VI-SPDAT Timeliness

Showing clients served at selected Service Providers
From February 28, 2017 to February 28, 2022

Intake Completed

In this section, a negative number denotes that the intake was done before what it is being compared to. For example, a -30 for "Since First Time Chronically Homeless" means that intakes are typically completed 30 days prior to the client becoming chronically homeless.

		Median Days
Overall Metrics	Since Client File Created	84
	Since Explicit Consent Signed	26
	Since Coordinated Access Signed	-423
	Since First Shelter Entry	98
	Since First Time Homeless	102



- Since Client File Created
- Since Explicit Consent Signed
- Since CA Consent Signed
- Since First Shelter Entry
- Since First Time Homeless

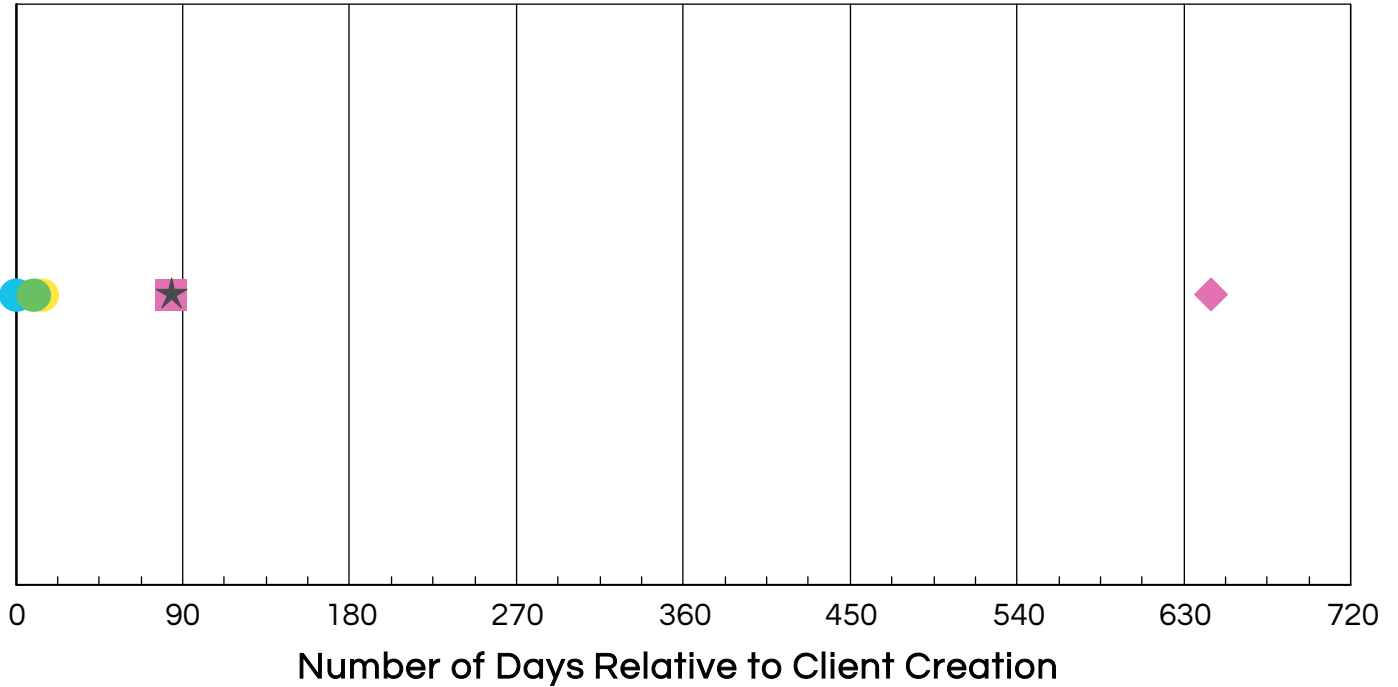


VI-SPDAT Timeliness

Showing clients served at selected Service Providers
From February 28, 2017 to February 28, 2022

Typical Timeline of Milestones

For Intake Completed



- File Created
- First Shelter Book-In
- Explicit Consent
- First Time Homeless
- ◆ CA Consent
- ★ Intake



VI-SPDAT Timeliness

Showing clients served at selected Service Providers
From February 28, 2017 to February 28, 2022

Intakes by Service Provider

Measuring the median days between a particular milestone and when the intake was completed, sorted by the Service Provider that completed the intake.

		Median Days
Region of Oz	Since Client File Created	92
	Since Explicit Consent Signed	50
	Since Coordinated Access Signed	-446
	Since First Shelter Entry	102
	Since First Time Homeless	106
Wonderland Shelter	Since Client File Created	0
	Since Explicit Consent Signed	0
	Since Coordinated Access Signed	0
	Since First Shelter Entry	-1
	Since First Time Homeless	-1
All Service Providers	Since Client File Created	84
	Since Explicit Consent Signed	26
	Since Coordinated Access Signed	-423
	Since First Shelter Entry	98
	Since First Time Homeless	102



VI-SPDAT Timeliness

Showing clients served at selected Service Providers
From February 28, 2017 to February 28, 2022

Intakes by Caseworker

Measuring the median days between a particular milestone and when the intake was completed, sorted by the Caseworker that completed the intake.

	Median Days				
	Since Client File Created	Since Explicit Consent Signed	Since CA Consent Signed	Since First Shelter Entry	Since First Time Homeless
Fthagn, Cthulhu	84	-13	-576	98	141
King, Yellow	103	59	-368	49	49
Ryder, Ali	313	216	-400	419	419
Smith, Sam	0	0	0	-1	-1
All Caseworkers	84	26	-423	98	102



VI-SPDAT Timeliness

Showing clients served at selected Service Providers
From February 28, 2017 to February 28, 2022

Client Created Date

Measuring the days between when the Client file was created and Intake Date.

	All Clients		
	All Clients	Median Days from Client Creation to Intake Date	Average Days from Client Creation to Intake Date
Total	10	84.0	117.1

	Before	Within 48 Hours	In 1-3 Months	In 3-6 Months	After More Than 6 Months	Total
Total	1 10%	1 10%	3 30%	2 20%	3 30%	10 100%



VI-SPDAT Timeliness

Showing clients served at selected Service Providers
From February 28, 2017 to February 28, 2022

Explicit Consent

Showing clients who ever had an Explicit consent record. Measuring the days between providing Explicit consent and Intake Date. Sorted by Service Provider where the consent was recorded.

	With Explicit Consent		
	Clients with Explicit Consent	Median Days from Explicit Consent to Intake Date	Average Days from Explicit Consent to Intake Date
All	10	26.0	41.2
First Signed Explicit Consent At:			
My Service Provider	1	-3.0	-3.0
Never Never Land	1	67.0	67.0
Region of Oz	6	26.0	40.3
Wonderland Shelter	2	53.0	53.0

	Before	Within 48 Hours	Within 1 Week	In 1-3 Months	In 3-6 Months	After More Than 6 Months	Total
All	3 30%	1 10%	1 10%	2 20%	2 20%	1 10%	10 100%
First Signed Explicit Consent At:							
My Service Provider	1 100%	0 0%	0 0%	0 0%	0 0%	0 0%	1 100%
Never Never Land	0 0%	0 0%	0 0%	1 100%	0 0%	0 0%	1 100%
Region of Oz	2 33%	0 0%	1 17%	1 17%	1 17%	1 17%	6 100%
Wonderland Shelter	0 0%	1 50%	0 0%	0 0%	1 50%	0 0%	2 100%



VI-SPDAT Timeliness

Showing clients served at selected Service Providers
From February 28, 2017 to February 28, 2022

Coordinated Access (CA) Consent

Showing clients who ever had a Coordinated Access (CA) consent record. Measuring the days between providing Coordinated Access consent and Intake Date. Sorted by Service Provider where the consent was recorded.

	With Coordinated Access Consent		
	Clients with CA Consent	Median Days from CA Consent to Intake Date	Average Days from CA Consent to Intake Date
All	10	-423.0	-361.6
First Signed CA Consent At:			
Never Never Land	1	-400.0	-400.0
Region of Oz	8	-507.0	-402.0
Wonderland Shelter	1	0.0	0.0

	Before	Within 48 Hours	In 3-6 Months	Total
All	8 80%	1 10%	1 10%	10 100%
First Signed CA Consent At:				
Never Never Land	1 100%	0 0%	0 0%	1 100%
Region of Oz	7 88%	0 0%	1 13%	8 100%
Wonderland Shelter	0 0%	1 100%	0 0%	1 100%



VI-SPDAT Timeliness

Showing clients served at selected Service Providers
From February 28, 2017 to February 28, 2022

First Shelter Admission

Showing clients who ever had an Admission record. Measuring the days between first Admission book-in and Intake Date. Sorted by Service Provider where the first Admission record was recorded.

	With Shelter Stay		
	Clients with Shelter Stay	Median Days from First Shelter Stay to Intake Date	Average Days from First Shelter Stay to Intake Date
All	9	-400.0	-331.1
First Shelter Stay At:			
Never Never Land	2	-492.0	-492.0
Region of Oz	4	-429.0	-426.3
Wonderland Shelter	3	.0	-97.0

	Before	After 2-4 Weeks	In 3-6 Months	After More Than 6 Months	Total
All	3 33%	1 11%	3 33%	2 22%	9 100%
First Shelter Stay At:					
Never Never Land	0 0%	1 50%	0 0%	1 50%	2 100%
Region of Oz	2 50%	0 0%	2 50%	0 0%	4 100%
Wonderland Shelter	1 33%	0 0%	1 33%	1 33%	3 100%



VI-SPDAT Timeliness

Showing clients served at selected Service Providers
From February 28, 2017 to February 28, 2022

First Time Homeless

Showing clients by homelessness status. Measuring the days between first time homeless and Intake Date.

	By Homeless Status		
	All Clients	Median Days from First Time Homeless to Intake Date	Average Days from First Time Homeless to Intake Date
Ever Homeless	10	102.0	977.9

	Before	After 2-4 Weeks	In 3-6 Months	After More Than 6 Months	Total
Ever Homeless	3 30%	1 10%	3 30%	3 30%	10 100%



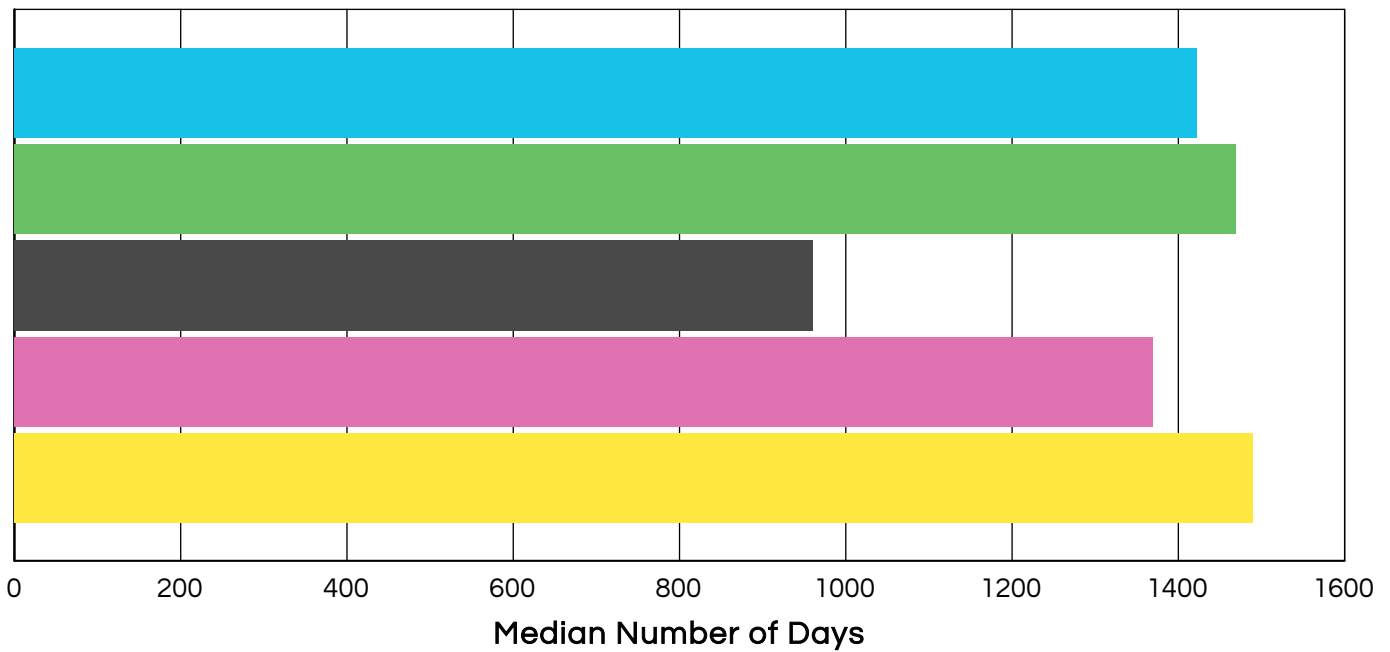
VI-SPDAT Timeliness

Showing clients served at selected Service Providers
From February 28, 2017 to February 28, 2022

Intake Not Yet Completed

In this section, intakes have not yet been completed, so metrics are presented about the amount of time that has passed since particular milestones.

Overall Metrics	Median Days
Since Client File Created	1,422
Since Explicit Consent Signed	1,469
Since Coordinated Access Signed	960
Since First Shelter Entry	1,370
Since First Time Homeless	1,489



- Since Client File Created
- Since Explicit Consent Signed
- Since CA Consent Signed
- Since First Shelter Entry
- Since First Time Homeless

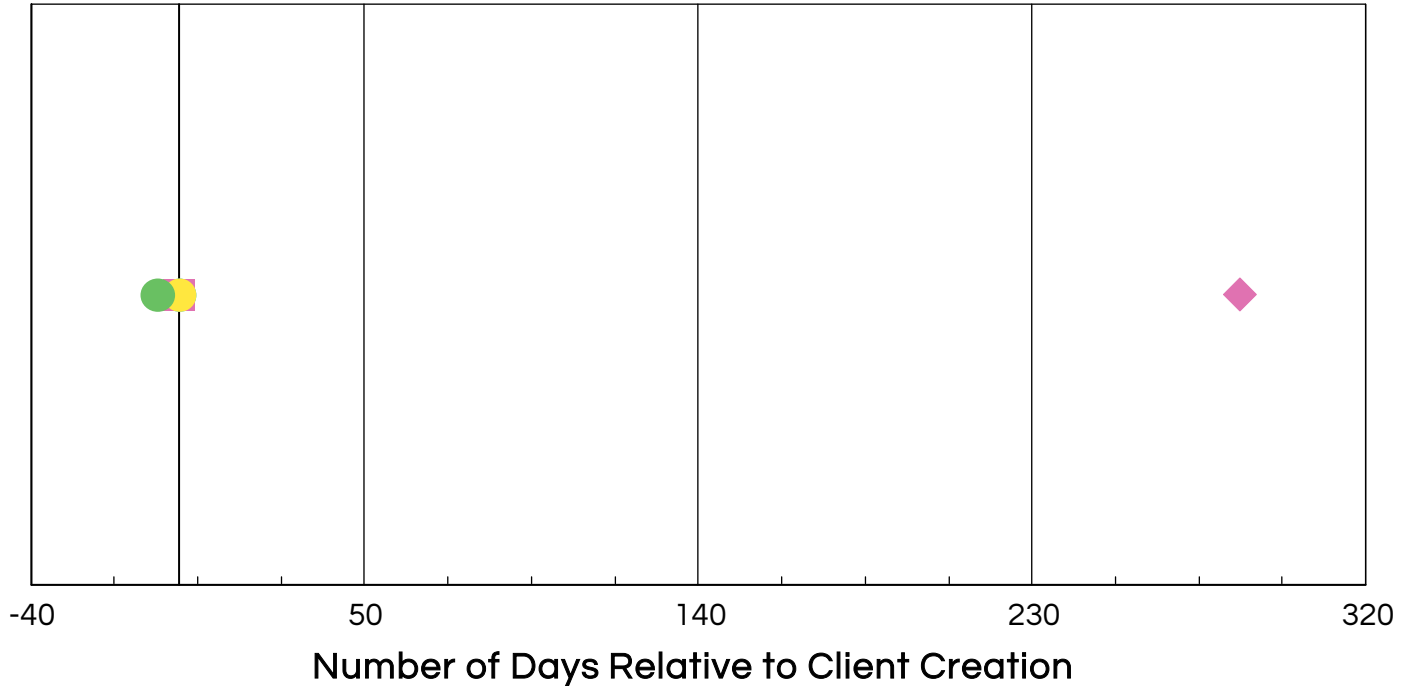


VI-SPDAT Timeliness

Showing clients served at selected Service Providers
From February 28, 2017 to February 28, 2022

Typical Timeline of Milestones

For Intake Not Yet Completed



- File Created
- Explicit Consent
- ◆ CA Consent
- First Shelter Book-In
- First Time Homeless
- ★ Intake



VI-SPDAT Timeliness

Showing clients served at selected Service Providers
From February 28, 2017 to February 28, 2022

Client Created Date

Measuring the days between when the Client file was created and Current Date.

	All Clients		
	All Clients	Median Days from Client Creation to Current Date	Average Days from Client Creation to Current Date
Total	14	1,422.0	1,364.3

	After More Than 6 Months	Total
Total	14 100%	14 100%



VI-SPDAT Timeliness

Showing clients served at selected Service Providers
From February 28, 2017 to February 28, 2022

Explicit Consent

Showing clients who ever had an Explicit consent record. Measuring the days between providing Explicit consent and Current Date. Sorted by Service Provider where the consent was recorded.

	With Explicit Consent		
	Clients with Explicit Consent	Median Days from Explicit Consent to Current Date	Average Days from Explicit Consent to Current Date
All	14	1,468.5	1,336.7
First Signed Explicit Consent At:			
Never Never Land	4	931.0	1,091.8
Region of Oz	8	1,468.5	1,402.4
Secret Organization	1	1,561.0	1,561.0
Wonderland Shelter	1	1,567.0	1,567.0

	After More Than 6 Months	Total
All	14 100%	14 100%
First Signed Explicit Consent At:		
Never Never Land	4 100%	4 100%
Region of Oz	8 100%	8 100%
Secret Organization	1 100%	1 100%
Wonderland Shelter	1 100%	1 100%



VI-SPDAT Timeliness

Showing clients served at selected Service Providers
From February 28, 2017 to February 28, 2022

Coordinated Access (CA) Consent

Showing clients who ever had a Coordinated Access (CA) consent record. Measuring the days between providing Coordinated Access consent and Current Date. Sorted by Service Provider where the consent was recorded.

	With Coordinated Access Consent		
	Clients with CA Consent	Median Days from CA Consent to Current Date	Average Days from CA Consent to Current Date
All	14	960.0	1,058.7
First Signed CA Consent At:			
Never Never Land	3	931.0	931.0
Region of Oz	10	973.5	1,080.3
Wonderland Shelter	1	1,226.0	1,226.0

	After More Than 6 Months	Total
All	14 100%	14 100%
First Signed CA Consent At:		
Never Never Land	3 100%	3 100%
Region of Oz	10 100%	10 100%
Wonderland Shelter	1 100%	1 100%



VI-SPDAT Timeliness

Showing clients served at selected Service Providers
From February 28, 2017 to February 28, 2022

First Shelter Admission

Showing clients who ever had an Admission record. Measuring the days between first Admission book-in and Current Date. Sorted by Service Provider where the first Admission record was recorded.

	With Shelter Stay		
	Clients with Shelter Stay	Median Days from First Shelter Stay to Current Date	Average Days from First Shelter Stay to Current Date
All	9	931.0	976.7
First Shelter Stay At:			
Never Never Land	4	931.0	931.0
Region of Oz	5	963.0	1,013.2

	After More Than 6 Months	Total
All	9 100%	9 100%
First Shelter Stay At:		
Never Never Land	4 100%	4 100%
Region of Oz	5 100%	5 100%



VI-SPDAT Timeliness

Showing clients served at selected Service Providers
From February 28, 2017 to February 28, 2022

First Time Homeless

Showing clients by homelessness status. Measuring the days between first time homeless and Current Date.

	By Homeless Status		
	All Clients	Median Days from First Time Homeless to Current Date	Average Days from First Time Homeless to Current Date
Ever Homeless	11	1,489.0	1,515.8

	After More Than 6 Months	Total
Ever Homeless	11 100%	11 100%



VI-SPDAT Timeliness

Showing clients served at selected Service Providers
From February 28, 2017 to February 28, 2022

Top 30 Oldest Current Clients With No Intake					
Client ID	Created Date	Explicit Consent	CA Consent	First Book In	First Homeless
3	07/21/2017	12/12/2017	07/18/2019	06/17/2013	06/17/2013
5	08/04/2017	11/15/2017	06/21/2019	08/05/2017	02/01/2017
6	08/30/2017	11/08/2017	09/24/2018	08/24/2017	08/24/2017
8	08/30/2017	02/15/2018	04/03/2019		02/01/2017
10	08/30/2017	12/11/2017	07/12/2019	11/28/2017	11/28/2017
14	11/21/2017	11/21/2017	07/18/2019		
18	03/26/2018	02/15/2018	03/26/2018		02/01/2018
21	04/23/2018	04/03/2018	10/22/2018		
22	06/27/2018	02/28/2018	09/05/2019	05/31/2018	05/31/2018
23	06/28/2018	06/03/2018	06/20/2018		
29	08/13/2019	08/13/2019	08/13/2019	08/12/2019	08/12/2019
30	08/13/2019	08/13/2019	08/13/2019	08/14/2019	08/14/2019
31	08/13/2019	08/13/2019	08/13/2019	08/13/2019	08/13/2019
32	08/13/2019	08/13/2019	08/13/2019	08/13/2019	08/13/2019